

# Quick Reference Guide

## Hurtigguide

## Snabbstartsguide

## Quickguide

## Pikaopas

## Stručná referenční příručka

## Skrócona instrukcja obsługi

## Ghid de referință rapidă

brother



Be sure to read this document before using the machine.  
We recommend that you keep this document nearby for future reference.

Sørg for å lese dette dokumentet før du bruker maskinen.  
Vi anbefaler at du oppbevarer dette dokumentet i nærheten for fremtidig referanse.

Läs det här dokumentet innan du använder maskinen.  
Vi rekommenderar att du sparar dokumentet för framtida referens.

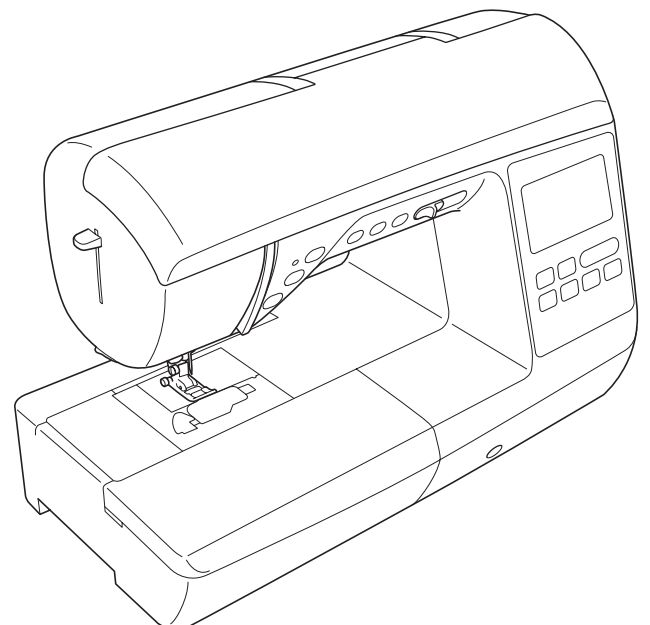
Sørg for at læse dette dokument, inden du bruger maskinen.  
Vi anbefaler, at du gemmer dette dokument, så det er ved hånden til fremtidig brug.

Muista lukea tämä pikaopas ennen koneen käyttöä.  
Suosittelemme tämän pikaoppaan säilyttämistä koneen läheisyydessä myöhempää käyttöä varten.

Před použitím stroje si přečtěte tento dokument.  
Doporučujeme tento dokument uchovávat v blízkosti stroje, aby byl k dispozici k nahlédnutí.

Przed rozpoczęciem pracy z maszyną koniecznie przeczytaj ten dokument.  
Dokument należy przechowywać w miejscu, w którym będzie można łatwo skorzystać z niego w przyszłości.

Asigurați-vă că citiți acest document înainte de a utiliza mașina.  
Vă recomandăm să păstrați acest document la îndemână pentru consultare ulterioară.



**Before using your machine for the first time please read the “IMPORTANT SAFETY INSTRUCTIONS” in the Operation Manual.**

Refer to the operation manual for detailed instructions. In this guide, English screens are used for basic explanations. For details on the built-in embroidery patterns, refer to the Embroidery Design Guide.

**Innan du använder maskinen första gången bör du läsa avsnittet “VIKTIGA SÄKERHETSANVISNINGAR” i bruksanvisningen.**

Se bruksanvisningen för utförliga instruktioner. I denna guide används skärmbilder på engelska för grundläggande förklaringar. För information om inbyggda broderimönster, se Guide till broderimönster.

**Lue käyttöohjeen kohta “TÄRKEITÄ TURVAOHJEITA” ennen kuin käytät konetta ensimmäisen kerran.**

Yksityiskohtaisempia ohjeita löytyy koneen käyttöohjeesta. Tässä oppaassa olevat näytön kuvat ovat englanninkielisen näytön mukaisia. Lisätietoja koneen sisäänrakennetuista kirjontakuvioista on Brodeerauskuvioiden oppaassa.

**Przed rozpoczęciem pracy z maszyną przeczytaj „WAŻNE INSTRUKCJE DOTYCZĄCE BEZPIECZEŃSTWA” w Instrukcji obsługi.**

Szczegółowe informacje można znaleźć w instrukcji obsługi. W niniejszej instrukcji podstawowe elementy są ilustrowane ekranami w języku angielskim. Szczegółowe informacje na temat wbudowanych wzorów haftów zamieszczono w Przewodniku projektowania haftów.

**Før du bruker maskinen første gang må du lese “VIKTIGE SIKKERHETSINSTRUKSJONER” i bruksanvisningen.**

Du finner detaljerte instruksjoner i bruksanvisningen. I denne veiledningen brukes engelske skjermbilder for grunnleggende forklaringer. Detaljer om innebygde broderimønstre finner du i motivveiledningen for brodering.

**Læs “VIGTIGE SIKKERHEDSOPLYSNINGER” i brugsanvisningen, før du tager maskinen i brug.**

Se brugsanvisningen for at få detaljerede instruktioner. Der anvendes displaybilleder på engelsk til basale forklaringer i denne vejledning. Yderligere oplysninger om indbyggede broderimønstre kan fås i broderidesignvejledningen.

**Před prvním použitím stroje si prosím přečtěte „DŮLEŽITÉ BEZPEČNOSTNÍ POKYNY“ obsažené v uživatelské příručce.**

Podrobné pokyny naleznete v uživatelské příručce. V této příručce jsou za účelem základních vysvětlení použity obrazovky v angličtině. Podrobné informace o vestavěných vyšivacích vzorech naleznete v příručce k navrhování vyšivek.

**Înainte de a utiliza mașina pentru prima oară, citiți „INSTRUCȚIUNILE IMPORTANTE DE SIGURANȚĂ” din Manualul de utilizare.**

Consultați manualul de utilizare pentru instrucțiuni detaliate. În acest ghid, sunt utilizate ecrane în limba engleză pentru explicații de bază. Pentru detalii despre modelele de broderii incluse, consultați Catalogul cu modele de broderii.

## Contents

Accessories.....	3
◆ Included Accessories.....	3
◆ Optional Accessories.....	3
Bobbin Winding and Setting.....	11
Upper Threading.....	13
Selecting and Sewing Patterns.....	15
◆ Utility Stitches.....	15
◆ Decorative Stitches.....	16
◆ Character stitches.....	16
Summary of Stitch Patterns.....	17
◆ Utility Stitches.....	17
◆ Decorative Stitches.....	18
◆ Character stitches.....	19
Preparing to Embroider.....	25
Selecting Embroidery Patterns.....	27

## Innehåll

Tillbehör .....	5
◆ Medföljande tillbehör.....	5
◆ Extra tillbehör.....	5
Undertrådsspöling och inställning.....	11
Trä övertråden .....	13
Välja och sy mönster .....	15
◆ Nyttosömmar.....	15
◆ Dekorativa sömmar.....	16
◆ Monogramsömmar.....	16
Översikt över sömmar.....	17
◆ Nyttosömmar.....	17
◆ Dekorativa sömmar.....	18
◆ Monogramsömmar.....	19
Förbereda brodering.....	25
Välja broderimönster.....	27

## Sisällysluettelo

Tarvikkeet.....	7
◆ Koneen mukana toimitetut tarvikkeet.....	7
◆ Lisätarvikkeet.....	7
Puolaus ja puolan asettaminen.....	11
Ylälangan langoitus.....	13
Ompeleiden valinta ja ompelu.....	15
◆ Hyötyompeleet.....	15
◆ Koristeompeleet.....	16
◆ Kirjainmerkkiompeleet.....	16
Yhteenveto ompeleista.....	17
◆ Hyötyompeleet.....	17
◆ Koristeompeleet.....	18
◆ Kirjainmerkkiompeleet.....	19
Kirjontaan valmistautuminen.....	25
Kirjontakuvioiden valinta.....	27

## Spis treści

Akcesoria .....	9
◆ Akcesoria w zestawie.....	9
◆ Akcesoria opcjonalne.....	9
Nawijanie i ustawianie bębna.....	11
Nawlekanie górnej nici.....	13
Wybór wzorów szycia.....	15
◆ Ściegi użytkowe.....	15
◆ Ściegi dekoracyjne.....	16
◆ Ściegi literowe.....	16
Podsumowanie wzorów ściegów.....	17
◆ Ściegi użytkowe.....	17
◆ Ściegi dekoracyjne.....	18
◆ Ściegi literowe.....	19
Przygotowanie do haftowania.....	25
Wybór wzorów haftu.....	27

## Innhold

Tilbehør.....	3
◆ Medfølgende tilbehør.....	3
◆ Ekstrautstyr.....	3
Undertrådsspöling og -innstilling.....	11
Treing av overtråd.....	13
Velge og sy mønstre.....	15
◆ Nyttesøm.....	15
◆ Prydsøm.....	16
◆ Tegnsøm.....	16
Sammendrag av sømmønstre.....	17
◆ Nyttesøm.....	17
◆ Prydsøm.....	18
◆ Tegnsøm.....	19
Gjøre seg klar til å brodere.....	25
Velge broderimønstre.....	27

## Indholdsfortegnelse

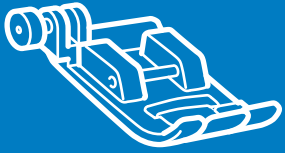
Tilbehør.....	5
◆ Medfølgende tilbehør.....	5
◆ Ekstratilbehør.....	5
Opspöling af undertråd og indstilling.....	11
Trådning af overtråd.....	13
Valg og syning af sømme.....	15
◆ Nyttesømme.....	15
◆ Pyntesømme.....	16
◆ Alfabet.....	16
Søm oversigt.....	17
◆ Nyttesømme.....	17
◆ Pyntesømme.....	18
◆ Alfabet.....	19
Forberedelse til brodering.....	25
Valg af broderimønstre.....	27

## Obsah

Přislušenství .....	7
◆ Přiložené příslušenství.....	7
◆ Doplnkové příslušenství.....	7
Navinutí a nasazení spodní cívky.....	11
Zavedení horní nití.....	13
Výběr vzorů a jejich šití.....	15
◆ Užitékové stehy.....	15
◆ Dekorativní stehy.....	16
◆ Znakové stehy.....	16
Souhrn vzorů stehů.....	17
◆ Užitékové stehy.....	17
◆ Dekorativní stehy.....	18
◆ Znakové stehy.....	19
Příprava k vyšívání.....	25
Volba vyšívacích vzorů.....	27

## Cuprins

Accesorii.....	9
◆ Accesorii incluse la livrare.....	9
◆ Accesorii opționale.....	9
Înfășurarea și introducerea firului bobinei.....	11
Înfilarea firului superior.....	13
Selectarea și brodarea modelelor.....	15
◆ Cusături utilitare.....	15
◆ Cusături decorative.....	16
◆ Cusături caractere.....	16
Modele de cusături.....	17
◆ Cusături utilitare.....	17
◆ Cusături decorative.....	18
◆ Cusături caractere.....	19
Pregătirea pentru brodare.....	25
Selectarea modelelor de broderie.....	27



# Accessories

# Tilbehør

## ◆ Included Accessories

## ◆ Medfølgende tilbehør

1.	2.	3.	4.	5.	6.	7.	
8.	9.	10.	11.	12.	13.	14.	
15.	16.	17.*1	18.*2	19.	20.	21.	
22.	23.	24.	25.	26.	27.	28.	
29.	30.	31.	32.	33.	34.	35.	
36.	37.	38.	39.	40.	41.	42.	
43.	44.						

\*1 75/11 2 needles, 90/14 2 needles, 90/14 2 needles: Ball point needle (gold colored)  
 \*2 2.0/11 needle

\*1 75/11 2 nåler, 90/14 2 nåler, 90/14 2 nåler: kulepunktål (gullfarget)  
 \*2 2,0/11 nål

## ◆ Optional Accessories

## ◆ Ekstraustyr

1.	2.	3.	4.	5.	6.	7.
8.	9.	10.	11.	12.	13.	14.



## ◆ Included Accessories

No.	Part Name	Part Code	
		Americas	Others
1	Zigzag foot "J" (on machine)		XF9671-001
2	Monogramming foot "N"		XD0810-031
3	Overcasting foot "G"		XC3098-031
4	Zipper foot "I"		X59370-021
5	Buttonhole foot "A"		XC2691-023
6	Blind stitch foot "R"		XE2650-001
7	Button fitting foot "M"		XE2643-001
8	Embroidery foot "U"		XD0313-051
9	Open toe foot	SA186	F060: XE1094-101
10	Free motion open toe quilting foot "O"	SA187	F061: XE1097-001
11	Non stick foot	SA114	F007N: XC1949-052
12	Stitch guide foot "P"	SA160	F035N: XC1969-052
13	Adjustable zipper/piping foot	SA161	F036N: XC1970-052
14	Walking foot	SA140	F033N: XC2214-052
15	1/4" quilting foot	SA125	F001N: XC1944-052
16	Slide cutter "S"	SA177	F054: XC3879-152
17	Needle set		X58358-021
18	Twin needle		X59296-121
19	Bobbin (4) (One is on machine.)	SA156*3	SFB: XA5539-151
20	Quilting guide	SA132	F016N: XC2215-052
21	Seam ripper		XF4967-001
22	Scissors		XC1807-121
23	Cleaning brush		X59476-051
24	Eyelet punch		XZ5051-001
25	Screwdriver (large)		XC4237-021
26	Screwdriver (small)		X55468-051
27	L-shaped screwdriver		XG0918-001
28	Disc-shaped screwdriver		XC1074-051
29	Horizontal spool pin		XC4654-151
30	Spool cap (large)		130012-024
31	Spool cap (medium) (2) (One is on machine.)		XE1372-001
32	Spool cap (small)		130013-124
33	Thread spool insert (mini king thread spool)		XA5752-121
34	Spool net		XA5523-020
35	Knee lifter		XA6941-052
36	Standard bobbin case (green marking on the screw) (on machine)		XG2058-001
37	Alternate bobbin case (no color on the screw)		XG2062-001
38	Foot controller		XZ5098-001(EU area) XZ5100-001(other areas)
39	Embroidery frame set (extra large) 26 cm (H) x 16 cm (W) (10-1/4 inches (H) x 6-1/4 inches (W))	SA441/ EF81	EF81: XC9763-152
40	Embroidery frame set (large) 18 cm (H) x 13 cm (W) (7 inches (H) x 5 inches (W))	SA439/ EF75	EF75: XC8481-152
41	Embroidery bobbin thread (60 weight, white)	SA-EBT	EBT-CEN: X81164-001
42	Accessory bag		XC4487-021
43	Hard case		XF8684-001
44	Grid sheet set		XC4549-020

\*3 SA156 is Class15 type bobbin.

## ◆ Medfølgende tilbehør

Nr.	Delnavn	Delekode	
		Nord-, Mellom- og Sør-Amerika	Andre
1	Sikksakkfot "J" (på maskinen)		XF9671-001
2	Monogramfot "N"		XD0810-031
3	Overkastfot "G"		XC3098-031
4	Glidelåsfot "I"		X59370-021
5	Knapphullsfoot "A"		XC2691-023
6	Blindstingsfot "R"		XE2650-001
7	Knappsyngsfot "M"		XE2643-001
8	Broderifot "U"		XD0313-051
9	Fot med åpen tupp	SA186	F060: XE1094-101
10	Frihåndsquiltfot "O" med åpen tupp	SA187	F061: XE1097-001
11	Fleksibel fot	SA114	F007N: XC1949-052
12	Såmførefot "P"	SA160	F035N: XC1969-052
13	Justerbar glidelås-/kantefot	SA161	F036N: XC1970-052
14	Overtransportør	SA140	F033N: XC2214-052
15	1/4" quiltfot	SA125	F001N: XC1944-052
16	Kantskjærer "S"	SA177	F054: XC3879-152
17	Nålsett		X58358-021
18	Dobbeltnål		X59296-121
19	Spole (4) (En er på maskinen.)	SA156*3	SFB: XA5539-151
20	Quiltguide	SA132	F016N: XC2215-052
21	Sprettkniv		XF4967-001
22	Saks		XC1807-121
23	Børste		X59476-051
24	Hullsyl		XZ5051-001
25	Skrutrekker (stor)		XC4237-021
26	Skrutrekker (liten)		X55468-051
27	L-formet skrutrekker		XG0918-001
28	Skiveformet skrutrekker		XC1074-051
29	Horisontal spolepinne		XC4654-151
30	Spolestopper (stor)		130012-024
31	Spolestopper (middels) (2) (En er på maskinen.)		XE1372-001
32	Spolestopper (liten)		130013-124
33	Trådspoleinnlegg (mini-kingtrådspole)		XA5752-121
34	Trådnett		XA5523-020
35	Kneløfter		XA6941-052
36	Standard spolehus (grønt merke på skruen) (på maskinen)		XG2058-001
37	Alternativt spolehus (ingen farge på skruen)		XG2062-001
38	Fotpedal		XZ5098-001(EU-området) XZ5100-001(Andre områder)
39	Broderirammesett (ekstra stort) 26 cm (H) x 16 cm (B) (10 1/4 tommer (H) x 6 1/4 tommer (B))	SA441/ EF81	EF81: XC9763-152
40	Broderirammesett (stort) 18 cm (H) x 13 cm (B) (7 tommer (H) x 5 tommer (B))	SA439/ EF75	EF75: XC8481-152
41	Broderispoletråd (60 vekt, hvit)	SA-EBT	EBT-CEN: X81164-001
42	Tilbehørspose		XC4487-021
43	Hard eske		XF8684-001
44	Ruteark		XC4549-020

\*3 SA156 er en spole av klasse 15.

## ◆ Optional Accessories

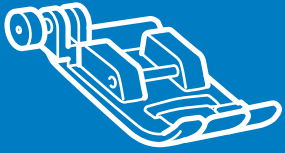
The following are available as optional accessories to be purchased separately from your authorized Brother dealer.

No.	Part Name	Part Code	
		Americas	Others
1	Free motion echo quilting foot "E"		XE0766-001
2	Free motion quilting foot "C"		XE0765-101
3	Quilting foot	SA129	F005N: XC1948-052
4	1/4" quilting foot with guide	SA185	F057: XC7416-252
5	Embroidery frame set (medium) 10 cm (H) x 10 cm (W) (4 inches (H) x 4 inches (W))	SA438/ EF74	EF74: XC8480-152
6	Embroidery frame set (small) 2 cm (H) x 6 cm (W) (1 inch (H) x 2-1/2 inches (W))	SA437/ EF73	EF73: XC8479-152
7	Border embroidery frame set 18 cm (H) x 10 cm (W) (7 inches (H) x 4 inches (W))	SABF6000D (U.S.A.) SABF6000DC (Canada)	BF2: XE5059-001
8	Square embroidery frame 15 cm (H) x 15 cm (W) (6 inches (H) x 6 inches (W))	SA448 (U.S.A.) SA448C (Canada)	SEF150: XF4163-001
9	Embroidery bobbin thread (60 weight, white/black)	SA-EBT (white)/ SAEBT999 (black)	EBT-CEN (white): X81164-001/ EBT-CENB (black): XC5520-001
10	Stabilizer material for embroidery	SA519	BM3: XE0806-001
11	Water soluble stabilizer	SA520	BM5: XE0615-001
12	Spool stand	SA563 (U.S.A.) SA563C (Canada)	TS7: XG0900-001 TS7AP: XG0902-001
13	Straight stitch foot and needle plate set	SA564 (U.S.A.) SA564C (Canada)	SNP02: XG0946-001 SNP02AP: XG0948-001
14	Wide table	SAWTNQ1 (U.S.A.) SAWTNQ1C (Canada)	WT12: XG0955-001 WT12AP: XG0956-001

## ◆ Ekstrautstyr

Følgende er tilgjengelig som ekstrautstyr som kan kjøpes separat fra din autoriserte Brother-forhandler.

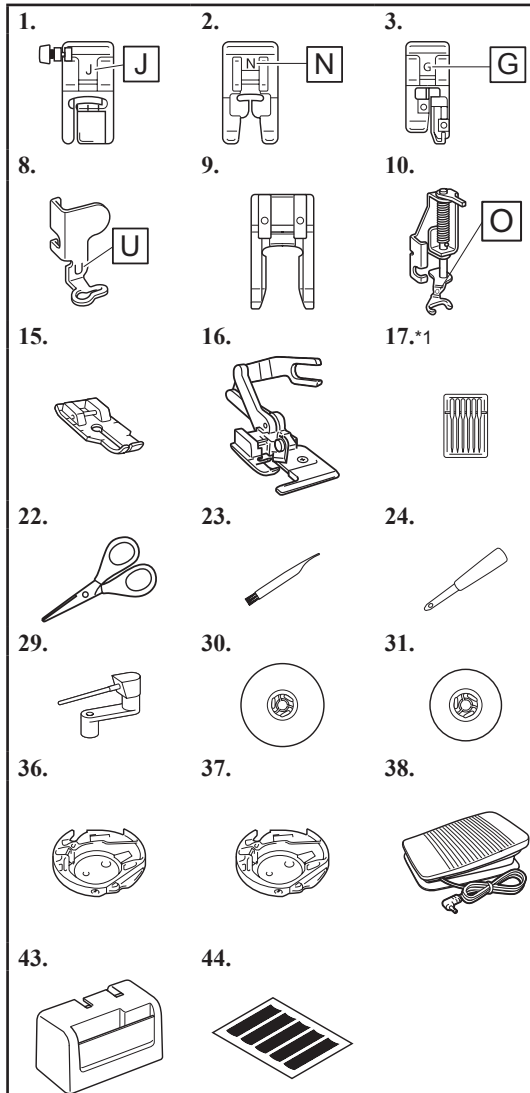
Nr.	Delnavn	Delekode	
		Nord-, Mellom- og Sør-Amerika	Andre
1	Frihåndsekkquiltfot "E"		XE0766-001
2	Frihåndsquiltfot "C"		XE0765-101
3	Quiltfot	SA129	F005N: XC1948-052
4	1/4" quiltfot med leder	SA185	F057: XC7416-252
5	Broderirammesett (middels) 10 cm (H) x 10 cm (B) (4 tommer (H) x 4 tommer (B))	SA438/EF74	EF74: XC8480-152
6	Broderirammesett (lite) 2 cm (H) x 6 cm (B) (1 tomme (H) x 2 1/2 tommer (B))	SA437/EF73	EF73: XC8479-152
7	Broderirammesett 18 cm (H) x 10 cm (B) (H 7 tommer x 4 tommer (B))	SABF6000D (USA) SABF6000DC (Canada)	BF2: XE5059-001
8	Firkantet broderiramme 15 cm (H) x 15 cm (B) (H 6 tommer x 6 tommer (B))	SA448 (USA) SA448C (Canada)	SEF150: XF4163-001
9	Broderiundertråd (60 vekt, hvit/svart)	SA-EBT (hvit)/ SAEBT999 (svart)	EBT-CEN (hvit): X81164-001/ EBT-CENB (svart): XC5520-001
10	Avstivningsmateriale for broderi	SA519	BM3: XE0806-001
11	Vannoppløselig stabiliseringsmateriale	SA520	BM5: XE0615-001
12	Spolestativ	SA563 (USA) SA563C (Canada)	TS7: XG0900-001 TS7AP: XG0902-001
13	Rettsåmfot og nåleplatesett	SA564 (USA) SA564C (Canada)	SNP02: XG0946-001 SNP02AP: XG0948-001
14	Bredt bord	SAWTNQ1 (USA) SAWTNQ1C (Canada)	WT12: XG0955-001 WT12AP: XG0956-001



## Tillbehör

## Tilbehør

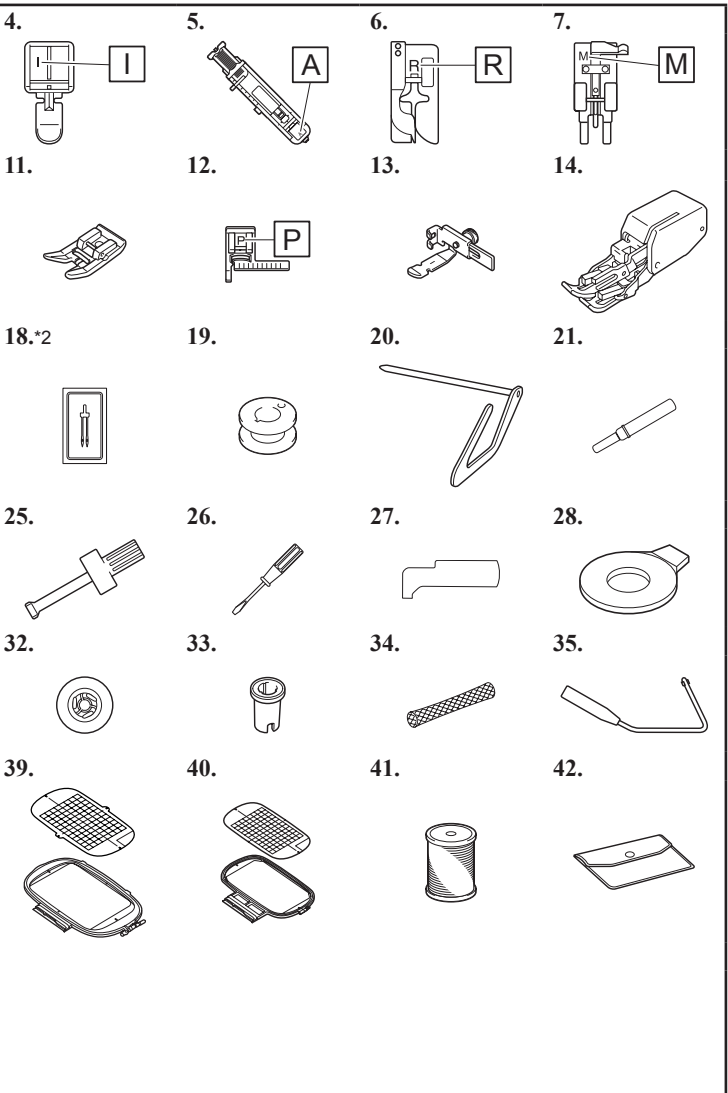
### ◆ Medföljande tillbehör



\*1 75/11 2 nålar, 90/14 2 nålar, 90/14 2 nålar: nål med trubbig spets (guldfärgad)

\*2 2,0/11 nål

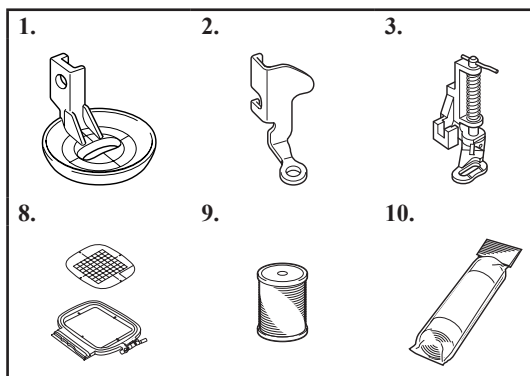
### ◆ Medföljande tilbehør



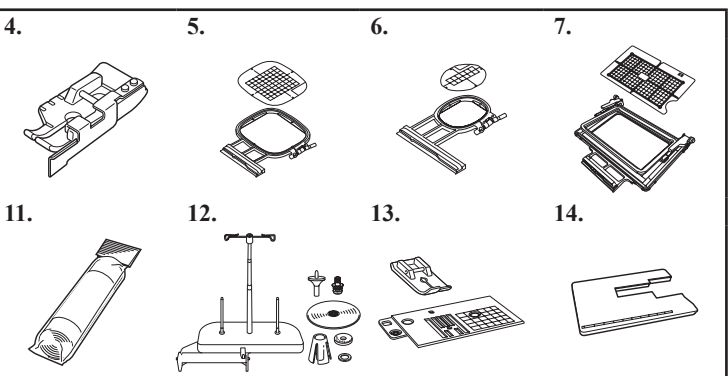
\*1 75/11 2 nåle, 90/14 2 nåle, 90/14 2 nåle: Kuglespids nål (gylden)

\*2 2,0/11 nål

### ◆ Extra tillbehör



### ◆ Ekstratilbehør



## ◆ Medfølgende tilbehør

Nr	Artikelnavn	Artikelnummer	
		Amerika	Øvrige
1	Sicksackspressarfor "J" (på maskinen)		XF9671-001
2	Monogramfor "N"		XD0810-031
3	Fällningsfor "C"		XC3098-031
4	Blixtläsfor "I"		X59370-021
5	Knapphålsfor "A"		XC2691-023
6	Blindsömsfor "R"		XE2650-001
7	Knappfor "M"		XE2643-001
8	Broderfor "U"		XD0313-051
9	Öppen pressarfor	SA186	F060: XE1094-101
10	Öppen kviltningsfor "O" för friarmsläge	SA187	F061: XE1097-001
11	Fot som inte fastnar	SA114	F007N: XC1949-052
12	Stygnplåt "P"	SA160	F035N: XC1969-052
13	Justerbar blixtläs-/kantbandsfor	SA161	F036N: XC1970-052
14	Övermatare	SA140	F033N: XC2214-052
15	1/4-tums kviltningsfor	SA125	F001N: XC1944-052
16	Sidokniv "S"	SA177	F054: XC3879-152
17	Nåluppsättning		X58358-021
18	Tvillingnål		X59296-121
19	Spole (4) (En sitter i maskinen.)	SA156*3	SFB: XA5539-151
20	Kviltningsstyrning	SA132	F016N: XC2215-052
21	Språttkniv		XF4967-001
22	Sax		XC1807-121
23	Rengöringsborste		X59476-051
24	Hålstans		XZ5051-001
25	Skruvmejsel (stor)		XC4237-021
26	Skruvmejsel (liten)		X55468-051
27	L-formad skruvmejsel		XG0918-001
28	Skrivformad skruvmejsel		XC1074-051
29	Horisontell trådullstativ		XC4654-151
30	Spolkåpa (stor)		130012-024
31	Spolkåpa (medium) (2) (En sitter i maskinen.)		XE1372-001
32	Spolkåpa (liten)		130013-124
33	Trådrulleinsats (Mini-king trådrulle)		XA5752-121
34	Spolnät		XA5523-020
35	Knästyrd pressarfotslyftare		XA6941-052
36	Spolkapsel av standardtyp (grön märkning på skruven) (i maskinen)		XG2058-001
37	Alternativ spolkapsel (ingen färg på skruven)		XG2062-001
38	Fotpedal		XZ5098-001(EU) XZ5100-001(övrige länder)
39	Broderiramsats (extra stor) 26 cm (H) × 16 cm (B) (10-1/4 tum [H] × 6-1/4 tum [B])	SA441/ EF81	EF81: XC9763-152
40	Broderiramsats (stor) 18 cm (H) × 13 cm (B) (7 tum [H] × 5 tum [B])	SA439/ EF75	EF75: XC8481-152
41	Undertråd för broderi (60-vikt, vit)	SA-EBT	EBT-CEN: X81164-001
42	Tillbehörsväska		XC4487-021
43	Hårt fodral		XF8684-001
44	Rutnät		XC4549-020

\*3 SA156 är en spole av typ Klass15.

## ◆ Medfølgende tilbehør

Nr.	Reservedelnsnavn	Reservedelnskode	
		Nord- og Sydamerika	Andre
1	Zigzagtrykfor "J" (på maskinen)		XF9671-001
2	Monogramryningsfor "N"		XD0810-031
3	Overlocktrykfor "G"		XC3098-031
4	Lynsläsfor "I"		X59370-021
5	Knaphulsfor "A"		XC2691-023
6	Blindstingsfor "R"		XE2650-001
7	Trykfor "M" til isyning af knapper		XE2643-001
8	Broderfor "U"		XD0313-051
9	Åbenfor	SA186	F060: XE1094-101
10	Frihåndsbænkquiltfor "O"	SA187	F061: XE1097-001
11	Glidesål	SA114	F007N: XC1949-052
12	Linealfor "P"	SA160	F035N: XC1969-052
13	Justerbar lynslås-/tittekantsfor	SA161	F036N: XC1970-052
14	Overtransportør	SA140	F033N: XC2214-052
15	1/4 tomme quiltfor	SA125	F001N: XC1944-052
16	Kantskærer "S"	SA177	F054: XC3879-152
17	Nålesæt		X58358-021
18	Dobbeltnål		X59296-121
19	Spole (4) (en sidder på maskinen)	SA156*3	SFB: XA5539-151
20	Quiltlineal	SA132	F016N: XC2215-052
21	Opsprætter		XF4967-001
22	Saks		XC1807-121
23	Børste		X59476-051
24	Hulsyl		XZ5051-001
25	Skruetrækker (stor)		XC4237-021
26	Skruetrækker (lille)		X55468-051
27	L-formet skruetrækker		XG0918-001
28	Skiveformet skruetrækker		XC1074-051
29	Vandret spolepind		XC4654-151
30	Spolehætte (stor)		130012-024
31	Spolehætte (medium) (2) (en sidder på maskinen.)		XE1372-001
32	Spolehætte (lille)		130013-124
33	Trådspoleinsats (mini-king-trådspole)		XA5752-121
34	Trådnet		XA5523-020
35	Knæløfter		XA6941-052
36	Standardspolehus (grøn mærkning på skruen) (på maskinen)		XG2058-001
37	Broderispolehus (ingen farve på spolen)		XG2062-001
38	Fotpedal		XZ5098-001 (EU) XZ5100-001 (andre områder)
39	Broderirammesæt (ekstra stor) 26 cm (H) × 16 cm (B) (10-1/4 tomme (H) × 6-1/4 tomme (B))	SA441/ EF81	EF81: XC9763-152
40	Broderirammesæt (stor) 18 cm (H) × 13 cm (B) (7 tomme (H) × 5 tomme (B))	SA439/ EF75	EF75: XC8481-152
41	Broderiundertråd (trådykkelse på 60, hvid)	SA-EBT	EBT-CEN: X81164-001
42	Tilbehørspose		XC4487-021
43	Transportkasse		XF8684-001
44	Gitterarksæt		XC4549-020

\*3 SA156 er en spole af typen Class15.

## ◆ Extra tilbehør

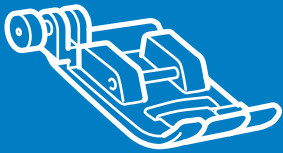
Følgende finns som tillval och kan köpas separat från en auktoriserad Brother-återförsäljare.

Nr	Artikelnavn	Artikelnummer	
		Amerika	Øvrige
1	Öppen ekokviltningsfor "E"		XE0766-001
2	Öppen kviltningsfor "C"		XE0765-101
3	Kviltningsfor	SA129	F005N: XC1948-052
4	1/4-tums kviltningsfor med styrning	SA185	F057: XC7416-252
5	Broderiramsats (medium) 10 cm (H) × 10 cm (B) (4 tum [H] × 4 tum [B])	SA438/EF74	EF74: XC8480-152
6	Broderiramsats (liten) 2 cm (H) × 6 cm (B) (1 tum [H] × 2-1/2 tum [B])	SA437/EF73	EF73: XC8479-152
7	Kantbroderiramsats H 18 cm × B 10 cm (7 tum [H] × 4 tum [B])	SABF6000D (USA) SABF6000DC (Kanada)	BF2: XE5059-001
8	Rektangulär broderiram H 15 cm × B 15 cm (6 tum [H] × 6 tum [B])	SA448 (USA) SA448C (Kanada)	SEF150: XF4163-001
9	Undertråd för broderi (60-vikt, vit/svart)	SA-EBT (vit)/ SAEBT999 (svart)	EBT-CEN (vit): X81164-001/ EBT-CENB (svart): XC5520-001
10	Förstärkningsmaterial för broderi	SA519	BM3: XE0806-001
11	Vattenlöslig förstärkning	SA520	BM5: XE0615-001
12	Trådrullstativ	SA563 (USA) SA563C (Kanada)	TS7: XG0900-001 TS7AP: XG0902-001
13	Raksömsfor och nålplatta	SA564 (USA) SA564C (Kanada)	SNP02: XG0946-001 SNP02AP: XG0948-001
14	Brett bord	SAWTNQ1 (USA) SAWTNQC1C (Kanada)	WT12: XG0955-001 WT12AP: XG0956-001

## ◆ Ekstratilbehør

Følgende kan fås som ekstraudstyr, der købes separat hos din autoriserede Brother-forhandler.

Nr.	Reservedelnsnavn	Reservedelnskode	
		Nord- og Sydamerika	Andre
1	Frihåndsekkquiltfor "E"		XE0766-001
2	Frihåndskviltfor "C"		XE0765-101
3	Quiltfor	SA129	F005N: XC1948-052
4	1/4 tomme quiltfor med styr	SA185	F057: XC7416-252
5	Broderirammesæt (medium) 10 cm (H) × 10 cm (B) (4 tomme (H) × 4 tomme (B))	SA438/EF74	EF74: XC8480-152
6	Broderirammesæt (lille) 2 cm (H) × 6 cm (B) (1 tomme (H) × 2-1/2 tomme (B))	SA437/EF73	EF73: XC8479-152
7	Kantbroderirammesæt 18 cm (H) × 10 cm (B) (7 tomme (H) × 4 tomme (B))	SABF6000D (USA) SABF6000DC (Canada)	BF2: XE5059-001
8	Firkantet broderiramme 15 cm (H) × 15 cm (B) (6 tomme (H) × 6 tomme (B))	SA448 (USA) SA448C (Canada)	SEF150: XF4163-001
9	Broderiundertråd (vægt 60, hvid/sort)	SA-EBT (hvid)/ SAEBT999 (sort)	EBT-CEN (hvid): X81164-001/ EBT-CENB (sort): XC5520-001
10	Broderi vlieline	SA519	BM3: XE0806-001
11	Vandopløseligt vlieline	SA520	BM5: XE0615-001
12	Trådstativ	SA563 (USA) SA563C (Canada)	TS7: XG0900-001 TS7AP: XG0902-001
13	Sæt med ligestingsfor og stingplade til lige sting	SA564 (USA) SA564C (Canada)	SNP02: XG0946-001 SNP02AP: XG0948-001
14	Forlængerbord	SAWTNQ1 (USA) SAWTNQC1C (Canada)	WT12: XG0955-001 WT12AP: XG0956-001

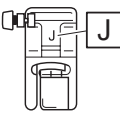
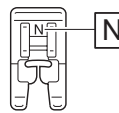
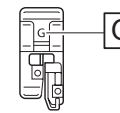
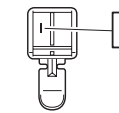
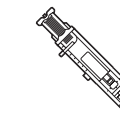
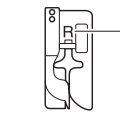
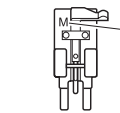

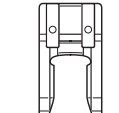
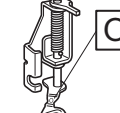
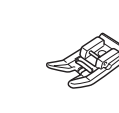


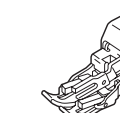

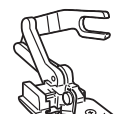

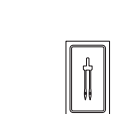


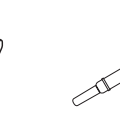


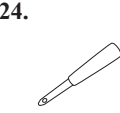

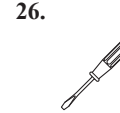
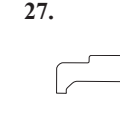
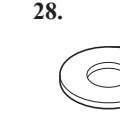
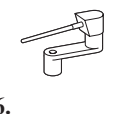
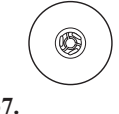


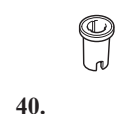

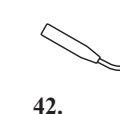
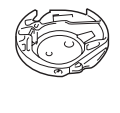
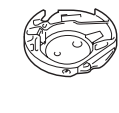

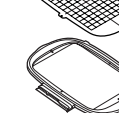
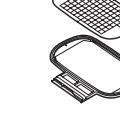

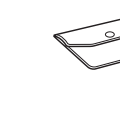
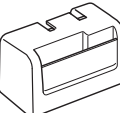



# Tarvikkeet

# Příslušenství

## ◆ Koneen mukana toimitetut tarvikkeet

## ◆ Přiložené příslušenství

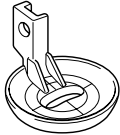
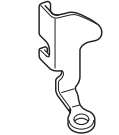
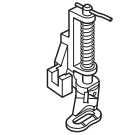
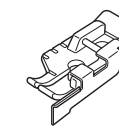
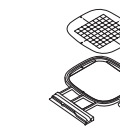


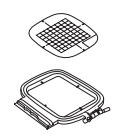



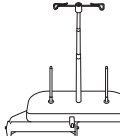
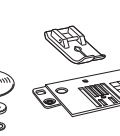
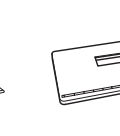
1. 	2. 	3. 	4. 	5. 	6. 	7. 	
8. 	9. 	10. 	11. 	12. 	13. 	14. 	
15. 	16. 	17.*1 	18.*2 	19. 	20. 	21. 	
22. 	23. 	24. 	25. 	26. 	27. 	28. 	
29. 	30. 	31. 	32. 	33. 	34. 	35. 	
36. 	37. 	38. 	39. 	40. 	41. 	42. 	
43. 	44. 						

\*1 75/11 2 neulaa, 90/14 2 neulaa, 90/14 2 neulaa: pallokärki-neula (kullanväriinen)  
 \*2 2,0/11 neula

\*1 2 jehly o tluuštce 75/11, 2 jehly o tluuštce 90/14, 2 jehly o tluuštce 90/14: jehla s kulovým hrotem (zlaté barvy)  
 \*2 jehla o tluuštce 2,0/11

## ◆ Lisätarvikkeet

## ◆ Doplnkové příslušenství

1. 	2. 	3. 	4. 	5. 	6. 	7. 
8. 	9. 	10. 	11. 	12. 	13. 	14. 



## ◆ Koneen mukana toimitetut tarvikkeet

Nro	Osan nimi	Tuotekoodi	
		Amerikat	Muut
1	Siksakpaininjalka "J" (koneessa)		XF9671-001
2	Koristeommeljalja "N"		XD0810-031
3	Yliuottelujalka "G"		XC3098-031
4	Vetoketjujalka "I"		X59370-021
5	Napinläprijalka "A"		XC2691-023
6	Piilo-ommeljalja "R"		XE2650-001
7	Napinompelujalka "M"		XE2643-001
8	Kirjontajalka "U"		XD0313-051
9	Avoin paininjalka	SA186	F060: XE1094-101
10	Avoin vanutikkajalka "O"	SA187	F061: XE1097-001
11	Luistavapohjainen paininjalka	SA114	F007N: XC1949-052
12	Ompeleen ohjauksijalka "P"	SA160	F035N: XC1969-052
13	Säädettävä vetoketju-/terepaininjalka	SA161	F036N: XC1970-052
14	Yläsyöttäjä	SA140	F033N: XC2214-052
15	Tilkkutyojalka	SA125	F001N: XC1944-052
16	Leikkuri "S"	SA177	F054: XC3879-152
17	Neulapakkaus		X58358-021
18	Kaksoisneula		X59296-121
19	Puola (4) (yksi koneessa)	SA156*3	SFB: XA5539-151
20	Tikkausohjain	SA132	F016N: XC2215-052
21	Ratkoja		XF4967-001
22	Sakset		XC1807-121
23	Puhdistusharja		X59476-051
24	Lävistäjä		XZ5051-001
25	Ruuvitalta (suuri)		XC4237-021
26	Ruuvitalta (pieni)		X55468-051
27	L-mallinen ruuvitalta		XG0918-001
28	Pyöreä ruuvitalta		XC1074-051
29	Lisälankatappi		XC4654-151
30	Lankarullan pidike (suuri)		130012-024
31	Lankarullan pidike (keskikokoinen) (2) (yksi koneessa)		XE1372-001
32	Lankarullan pidike (pieni)		130013-124
33	Lankarullan lisäosa (mini king-lankarulla)		XA5752-121
34	Lankarullan verkko		XA5523-020
35	Polvinostin		XA6941-052
36	Peruspuolaketelo (ruuvissa vihreä merkintä) (koneessa)		XG2058-001
37	Lisäpuolaketelo (ruuvissa ei väriä)		XG2062-001
38	Jalkasäädin		XZ5098-001 (EU-alue) XZ5100-001 (muut maat)
39	Kirjontakehysspakkaus (erittäin suuri) K 26 cm x L 16 cm (K 10-1/4 tuumaa x L 6-1/4 tuumaa)	SA441/ EF81	EF81: XC9763-152
40	Kirjontakehysspakkaus (suuri) K 18 cm x L 13 cm (K 7 tuumaa x L 5 tuumaa)	SA439/ EF75	EF75: XC8481-152
41	Kirjonnan alalanka (paksuus 60, valkoinen)	SA-EBT	EBT-CEN: X81164-001
42	Tarvikkepussi		XC4487-021
43	Suojaketelo		XF8684-001
44	Ruutuarkkisarja		XC4549-020

\*3 SA156 on tyypiltään Class15 puola.

## ◆ Priložené příslušenství

Č.	Název součásti	Kód součásti	
		Jižní a Severní Amerika	Ostatní
1	Patka cik-cak „J“ (ve stroji)		XF9671-001
2	Patka na monogramy „N“		XD0810-031
3	Patka overlocková „G“		XC3098-031
4	Patka zipová „I“		X59370-021
5	Patka pro šití dírek „A“		XC2691-023
6	Patka pro slepý steh „R“		XE2650-001
7	Patka pro našívání knoflíků „M“		XE2643-001
8	Patka vyšívací „U“		XD0313-051
9	Patka otevřená	SA186	F060: XE1094-101
10	Patka na volné quiltování otevřená „O“	SA187	F061: XE1097-001
11	Oblá patka	SA114	F007N: XC1949-052
12	Patka se stehovým vodičkem „P“	SA160	F035N: XC1969-052
13	Stavitelná zipová/paspulková obrubovací patka	SA161	F036N: XC1970-052
14	Kráčející patka	SA140	F033N: XC2214-052
15	1/4" quiltovací patka	SA125	F001N: XC1944-052
16	Patka s bočním ořezem „S“	SA177	F054: XC3879-152
17	Sada jehel		X58358-021
18	Dvoujehla		X59296-121
19	Cívka (4) (jedna je ve stroji)	SA156*3	SFB: XA5539-151
20	Quiltovací vodičko	SA132	F016N: XC2215-052
21	Páráček		XF4967-001
22	Nůžky		XC1807-121
23	Čističí štěteček		X59476-051
24	Děrovačka		XZ5051-001
25	Šroubovák (velký)		XC4237-021
26	Šroubovák (malý)		X55468-051
27	Zahnutý šroubovák		XG0918-001
28	Kotoučovitý šroubovák		XC1074-051
29	Horizontální trn cívky vrchní nitě		XC4654-151
30	Krytka cívky vrchní nitě (velká)		130012-024
31	Krytka cívky vrchní nitě (střední) (2) (jedna je ve stroji)		XE1372-001
32	Krytka cívky vrchní nitě (malá)		130013-124
33	Vložka cívky vrchní nitě (mini cívka na silnou nit)		XA5752-121
34	Siřka cívky vrchní nitě		XA5523-020
35	Kolenní páka		XA6941-052
36	Standardní pouzdro spodní cívky (zelené označení na šroubu) (ve stroji)		XG2058-001
37	Alternativní pouzdro spodní cívky (šroub není barevný)		XG2062-001
38	Nožní pedál		XZ5098-001 (EU) XZ5100-001 (ostatní oblasti)
39	Vyšívací rámeček (extra velký) 26 cm (V) x 16 cm (Š) (10-1/4 palců (V) x 6-1/4 palců (Š))	SA441/ EF81	EF81: XC9763-152
40	Vyšívací rámeček (velký) 18 cm (V) x 13 cm (Š) (7 palců (V) x 5 palců (Š))	SA439/ EF75	EF75: XC8481-152
41	Vyšívací cívková nit (tloušťka 60, bílá)	SA-EBT	EBT-CEN: X81164-001
42	Šaška na příslušenství		XC4487-021
43	Pevný kryt		XF8684-001
44	Sada mřížkových listů		XC4549-020

\*3 SA156 je spodní nit typu Class15.

## ◆ Lisätarvikkeet

Seuraavat ovat saatavana valtuutetulta Brother-jälleenmyyjältä erikseen ostettavina lisätarvikkeina.

Nro	Osan nimi	Tuotekoodi	
		Amerikat	Muut
1	Kaikutikkajalka "E" kasivaraiseen tikkaukseen		XE0766-001
2	Vanutikkajalka "C"		XE0765-101
3	Vanutikkajalka	SA129	F005N: XC1948-052
4	Tilkkutyojalka kankaan reunan ohjaimella	SA185	F057: XC7416-252
5	Kirjontakehysspakkaus (keskikokoinen) K 10 cm x L 10 cm (K 4 tuumaa x L 4 tuumaa)	SA438/EF74	EF74: XC8480-152
6	Kirjontakehysspakkaus (pieni) K 2 cm x L 6 cm (K 1 tuuma x L 2-1/2 tuumaa)	SA437/EF73	EF73: XC8479-152
7	Boordikirjontakehysspakkaus K 18 cm x L 10 cm (K 7 tuumaa x L 4 tuumaa)	SABF6000D (USA) SABF6000DC (Kanada)	BF2: XE5059-001
8	Neliönmuotoinen kirjontakehyss K 15 cm x L 15 cm (K 6 tuumaa x L 6 tuumaa)	SA448 (USA) SA448C (Kanada)	SEF150: XF4163-001
9	Kirjonnan alalanka (paksuus 60, valkoinen/musta)	SA-EBT (valkoinen)/ SAEBT999 (musta)	EBT-CEN (valkoinen): X81164-001/ EBT-CENB (musta): XC5520-001
10	Kirjonnan tukimateriaali	SA519	BM3: XE0806-001
11	Vesiliukoinen tukimateriaali	SA520	BM5: XE0615-001
12	Lankarullateline	SA563 (USA) SA563C (Kanada)	TS7: XG0900-001 TS7AP: XG0902-001
13	Suoraommeljalja ja suoraompeletolevy, pakkaus	SA564 (USA) SA564C (Kanada)	SNP02: XG0946-001 SNP02AP: XG0948-001
14	Suuri aputaso	SAWTNQ1 (USA) SAWTNQ1C (Kanada)	WT12: XG0955-001 WT12AP: XG0956-001

## ◆ Doplnkové příslušenství

Následující položky jsou k dispozici jako volitelné příslušenství, které lze zakoupit samostatně u autorizovaného prodejce Brother.

Č.	Název součásti	Kód součásti	
		Jižní a Severní Amerika	Ostatní
1	Patka echo quiltovací pro volné prošívání „E“		XE0766-001
2	Patka quiltovací pro volné prošívání „C“		XE0765-101
3	Quiltovací patka	SA129	F005N: XC1948-052
4	1/4" quiltovací patka s vodičkem	SA185	F057: XC7416-252
5	Vyšívací rámeček (střední) 10 cm (V) x 10 cm (Š) (4 palce (V) x 4 palce (Š))	SA438/EF74	EF74: XC8480-152
6	Vyšívací rámeček (malý) 2 cm (V) x 6 cm (Š) (1 palec (V) x 2-1/2 palce (Š))	SA437/EF73	EF73: XC8479-152
7	Rámeček pro vyšívání okrajů 18 cm (V) x 10 cm (Š) (7 palců (V) x 4 palce (Š))	SABF6000D (USA) SABF6000DC (Kanada)	BF2: XE5059-001
8	Čtvercový vyšívací rámeček 15 cm (V) x 15 cm (Š) (6 palců (V) x 6 palců (Š))	SA448 (USA) SA448C (Kanada)	SEF150: XF4163-001
9	Vyšívací cívková nit (tloušťka 60, bílá/černá)	SA-EBT (bílá)/ SAEBT999 (černá)	EBT-CEN (bílá): X81164-001/ EBT-CENB (černá): XC5520-001
10	Podkladový materiál pro vyšívání	SA519	BM3: XE0806-001
11	Vodorozpuštěný podkladový materiál	SA520	BM5: XE0615-001
12	Stojánek na cívky	SA563 (USA) SA563C (Kanada)	TS7: XG0900-001 TS7AP: XG0902-001
13	Patka na rovný steh a sada krytu stehové desky	SA564 (USA) SA564C (Kanada)	SNP02: XG0946-001 SNP02AP: XG0948-001
14	Široký stůl	SAWTNQ1 (USA) SAWTNQ1C (Kanada)	WT12: XG0955-001 WT12AP: XG0956-001

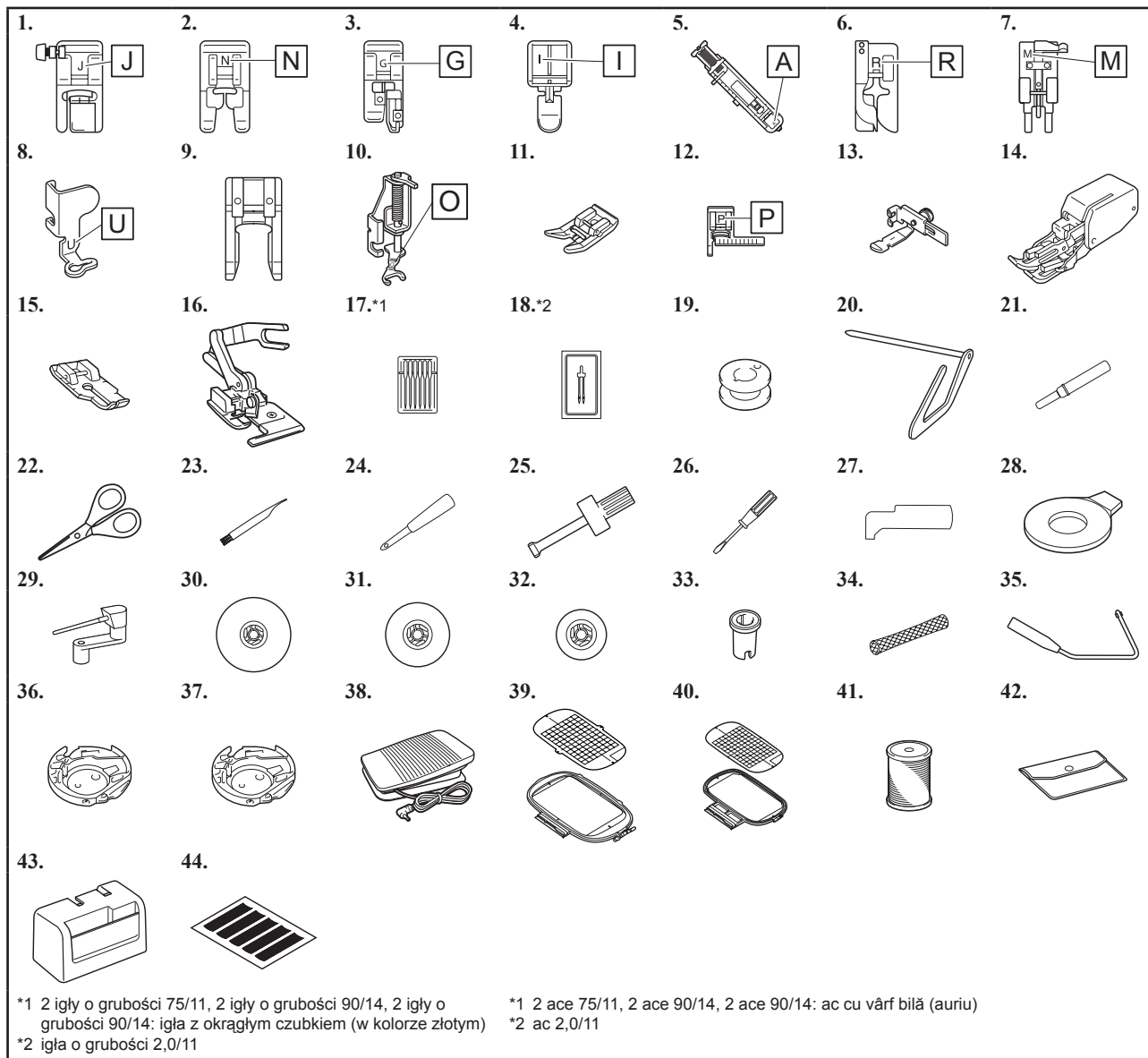


## Akcesoria

## Accesorii

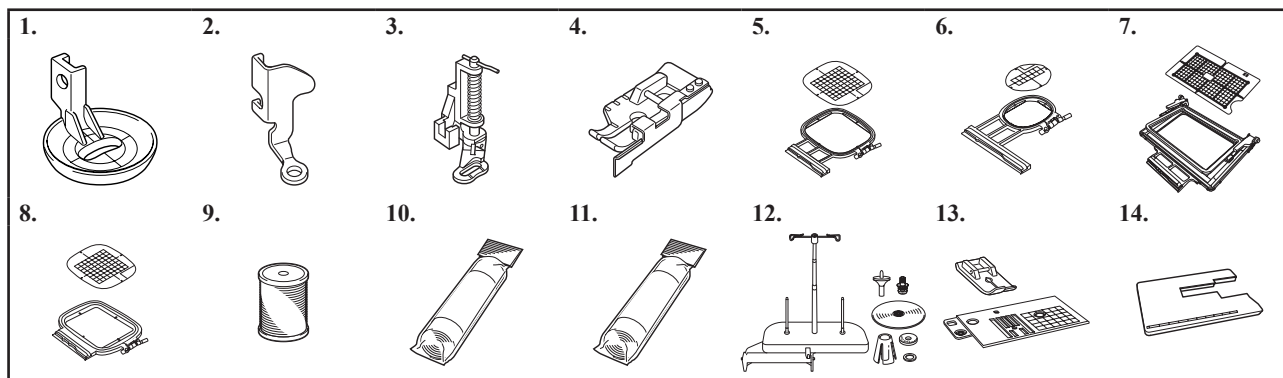
### ◆ Akcesoria w zestawie

### ◆ Accesorii incluse la livrare



### ◆ Akcesoria opcyjne

### ◆ Accesorii opționale



## ◆ Akcesoria w zestawie

Nr	Nazwa części	Kod części	
		Ameryka Północna i Południowa	Inne
1	Stopka do ściegu zygzakowego „J” (w maszynie)		XF9671-001
2	Stopka do monogramów „N”		XD0810-031
3	Stopka do obrebienia „G”		XC3098-031
4	Stopka do wszywania zamków błyskawicznych „I”		X59370-021
5	Stopka do obszywania dziurtek „A”		XC2691-023
6	Stopka do ściegu krytego „R”		XE2650-001
7	Stopka do wszywania guzików „M”		XE2643-001
8	Stopka do haftu „U”		XD0313-051
9	Stopka otwarta	SA186	F060: XE1094-101
10	Otwarta stopka do pikowania „O” umożliwiająca swobodne poruszanie materiałem	SA187	F061: XE1097-001
11	Stopka z materiału nieprzywierającego	SA114	F007N: XC1949-052
12	Stopka z przewodnikiem „P”	SA160	F035N: XC1969-052
13	Regulowana stopka do wszywania zamków/lamówek	SA161	F036N: XC1970-052
14	Stopka krocząca	SA140	F033N: XC2214-052
15	Stopka do pikowania 1/4”	SA125	F001N: XC1944-052
16	Przecinak do brzegów „S”	SA177	F054: XC3879-152
17	Zestaw igie		X58358-021
18	Igła podwójna		X59296-121
19	Bębnek (4) (jeden znajduje się w maszynie)	SA156*3	SFB: XA5539-151
20	Przewodnik do pikowania	SA132	F016N: XC2215-052
21	Nóż do szwów		XF4967-001
22	Nożyczki		XC1807-121
23	Szczotka do czyszczenia		X59476-051
24	Dziurkacz		XZ5051-001
25	Śrubokręt (duży)		XC4237-021
26	Śrubokręt (mały)		X55468-051
27	Śrubokręt w kształcie litery L		XG0918-001
28	Śrubokręt w kształcie dysku		XC1074-051
29	Poziomy trzpień szpulki		XC4654-151
30	Nasadka szpulki (duża)		130012-024
31	Nasadka szpulki (średnia) (2) (jedna znajduje się w maszynie.)		XE1372-001
32	Nasadka szpulki (mała)		130013-124
33	Wkładka szpulki z nicią (szpulka z nicią mini king)		XA5752-121
34	Siatka na szpulkę		XA5523-020
35	Podnośnik do noża		XA6941-052
36	Bębnek standardowy (zielone oznaczenie na śrubie) (w maszynie)		XG2058-001
37	Bębnek zamienny (bez kolorowego oznaczenia na śrubie)		XG2062-001
38	Moduł sterowania stopką		XZ5098-001(obszar UE) XZ5100-001(inne obszary)
39	Zestaw do haftowania (bardzo duży) 26 cm wys. x 16 cm szer. (10 1/4 cala wys. x 6 1/4 cala szer.)	SA441/EF81	EF81: XC9763-152
40	Zestaw do haftowania (średni) 18 cm wys. x 13 cm szer. (7 cali wys. x 5 cali szer.)	SA439/EF75	EF75: XC8481-152
41	Niż dolna do haftowania (gramatura 60, biała)	SA-EBT	EBT-CEN: X81164-001
42	Torba na akcesoria		XC4487-021
43	Szywny futerał		XF8684-001
44	Zestaw arkuszy z siatką		XC4549-020

\*3 SA156 to szpulka dolna typu Class15.

## ◆ Akcesoriile incluse la livrare

Nr. crt.	Denumire piesă	Cod piesă	
		America	Alte regiuni
1	Picioruș zigzag „J” (pe mașină)		XF9671-001
2	Picioruș pentru monograme „N”		XD0810-031
3	Picioruș de surfilare „G”		XC3098-031
4	Picioruș pentru fermoar „I”		X59370-021
5	Picioruș pentru butonieră „A”		XC2691-023
6	Picioruș pentru cusătură invizibilă „R”		XE2650-001
7	Picioruș pentru nasturi „M”		XE2643-001
8	Picioruș pentru brodat „U”		XD0313-051
9	Picioruș cu deschidere	SA186	F060: XE1094-101
10	Picioruș pentru matlasat cu mișcare liberă, cu deschidere „O”	SA187	F061: XE1097-001
11	Picioruș antiaderent	SA114	F007N: XC1949-052
12	Picioruș de ghidare a cusăturii „P”	SA160	F035N: XC1969-052
13	Picioruș reglabil pentru fermoar/paspoal	SA161	F036N: XC1970-052
14	Picioruș de deplasare	SA140	F033N: XC2214-052
15	Picioruș pentru matlasat 6,35 mm (1/4”)	SA125	F001N: XC1944-052
16	Tăietor lateral „S”	SA177	F054: XC3879-152
17	Set de ace		X58358-021
18	Ac dublu		X59296-121
19	Bobină (4) (Una este montată pe mașină.)	SA156*3	SFB: XA5539-151
20	Ghidaj pentru matlasat	SA132	F016N: XC2215-052
21	Dispozitiv de desfășurat cusături		XF4967-001
22	Foarfece		XC1807-121
23	Perie pentru curățat		X59476-051
24	Perforator de capse		XZ5051-001
25	Șurubelniță (mare)		XC4237-021
26	Șurubelniță (mică)		X55468-051
27	Șurubelniță în L		XG0918-001
28	Șurubelniță în formă de disc		XC1074-051
29	Ax de mosor orizontal		XC4654-151
30	Capac pentru mosor (mare)		130012-024
31	Capac pentru mosor (mediu) (2) (Unul este montat pe mașină.)		XE1372-001
32	Capac pentru mosor (mic)		130013-124
33	Insertie mosor (mosor de format mini)		XA5752-121
34	Plasă de protecție mosor		XA5523-020
35	Dispozitiv de ridicare cu genunchiul		XA6941-052
36	Suveică standard (marcăj verde pe șurub) (pe mașină)		XG2058-001
37	Suveică suplimentară (nicio culoare pe șurub)		XG2062-001
38	Pedală de control		XZ5098-001 (regiunea UE) XZ5100-001 (alte regiuni)
39	Set de gherghef (foarte mare) 26 cm (H) x 16 cm (l) (10-1/4 inci (H) x 6-1/4 inci (l))	SA441/EF81	EF81: XC9763-152
40	Set de gherghef (mare) 18 cm (H) x 13 cm (l) (7 inci (H) x 5 inci (l))	SA439/EF75	EF75: XC8481-152
41	Ață de brodat pentru suveică (greutate 60, alb)	SA-EBT	EBT-CEN: X81164-001
42	Geantă pentru accesorii		XC4487-021
43	Casetă de transport		XF8684-001
44	Set de coli hârtie milimetrică		XC4549-020

\*3 Modelul SA156 este o suveică de Clasa 15.

## ◆ Akcesoria opționalne

Ponișze akcesoria sã dostepne jako akcesoria opcionalne, do kupienia oddzielnie u autoryzowanego dystrybutora firmy Brother.

Nr	Nazwa części	Kod części	
		Ameryka Północna i Południowa	Inne
1	Odwrocona stopka do pikowania „E” umożliwiająca swobodne poruszanie materiałem		XE0766-001
2	Stopka do pikowania „C” umożliwiająca swobodne poruszanie materiałem		XE0765-101
3	Stopka do pikowania	SA129	F005N: XC1948-052
4	Stopka do pikowania 1/4” z przewodnikiem	SA185	F057: XC7416-252
5	Zestaw do haftowania (średni) 10 cm wys. x 10 cm szer. (4 cale wys. x 4 cale szer.)	SA438/EF74	EF74: XC8480-152
6	Zestaw do haftowania (mały) 2 cm wys. x 6 cm szer. (1 cal wys. x 2 1/2 cala szer.)	SA437/EF73	EF73: XC8479-152
7	Zestaw do haftowania na obrzeżach 18 cm wys. x 10 cm szer. (7 cali wys. x 4 cale szer.)	SABF6000D (USA) SABF6000DC (Kanada)	BF2: XE5059-001
8	Ramka do haftowania kwadratów 15 cm wys. x 15 cm szer. (6 cali wys. x 6 cali szer.)	SA448 (USA) SA448C (Kanada)	SEF150: XF4163-001
9	Niż dolna do haftowania (waga 60, biała/czarna)	SA-EBT (biała)/ SAEBT999 (czarna)	EBT-CEN (biała): X81164-001/ EBT-CENB (czarna): XC5520-001
10	Materiał stabilizujący do haftowania	SA519	BM3: XE0806-001
11	Materiał stabilizujący rozpuszczalny w wodzie	SA520	BM5: XE0615-001
12	Stojak na szpulki	SA563 (USA) SA563C (Kanada)	TS7: XG0900-001 TS7AP: XG0902-001
13	Stopka do ściegów prostych i zestaw płytki igły	SA564 (USA) SA564C (Kanada)	SNP02: XG0946-001 SNP02AP: XG0948-001
14	Szeroki stołek	SAWTNQ1 (USA) SAWTNQ1C (Kanada)	WT12: XG0955-001 WT12AP: XG0956-001

## ◆ Akcesorii opționalne

Urmãtoarele akcesorii sunt disponibile ca akcesorii opționalne care pot fi achiziționate separat de la distribuitorul autorizat Brother.

Nr. crt.	Denumire piesă	Cod piesă	
		America	Alte regiuni
1	Picioruș pentru matlasat de tip „ecou”, cu mișcare liberă „E”		XE0766-001
2	Picioruș pentru matlasat cu mișcare liberă „C”		XE0765-101
3	Picioruș pentru matlasat	SA129	F005N: XC1948-052
4	Picioruș pentru matlasat 6,35 mm (1/4”) cu ghidaj	SA185	F057: XC7416-252
5	Set de gherghef (mediu) 10 cm (H) x 10 cm (l) (4 inci (H) x 4 inci (l))	SA438/EF74	EF74: XC8480-152
6	Set de gherghef (mic) 2 cm (H) x 6 cm (l) (1 inci (H) x 2-1/2 inci (l))	SA437/EF73	EF73: XC8479-152
7	Set de gherghef pentru borduri 18 cm (H) x 10 cm (l) (7 inci (H) x 4 inci (l))	SABF6000D (S.U.A.) SABF6000DC (Canada)	BF2: XE5059-001
8	Gherghef pătrat pentru broderie 15 cm (H) x 15 cm (l) (6 inci (H) x 6 inci (l))	SA448 (S.U.A.) SA448C (Canada)	SEF150: XF4163-001
9	Fir de brodat pentru bobină (numărul 60, alb/negru)	SA-EBT (alb)/ SAEBT999 (negru)	EBT-CEN (alb): X81164-001/ EBT-CENB (negru): XC5520-001
10	Materiale stabilizator pentru broderie	SA519	BM3: XE0806-001
11	Stabilizator solubil în apă	SA520	BM5: XE0615-001
12	Suport pentru mosor	SA563 (S.U.A.) SA563C (Canada)	TS7: XG0900-001 TS7AP: XG0902-001
13	Set de picioruș pentru cusătură dreaptă și placă de ac	SA564 (S.U.A.) SA564C (Canada)	SNP02: XG0946-001 SNP02AP: XG0948-001
14	Masă lată	SAWTNQ1 (S.U.A.) SAWTNQ1C (Canada)	WT12: XG0955-001 WT12AP: XG0956-001





# Bobbin Winding and Setting

## Undertrådspolning og -innstilling

## Undertrådsspölning och inställning

## Opspolning af undertråd og indstilling

## Puolaus ja puolan asettaminen

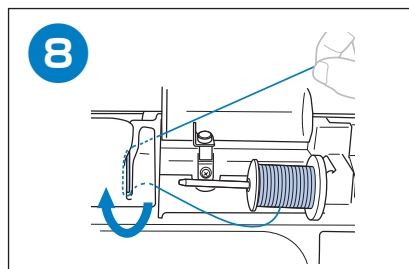
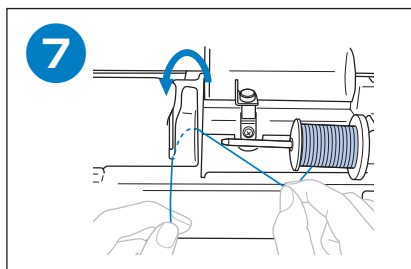
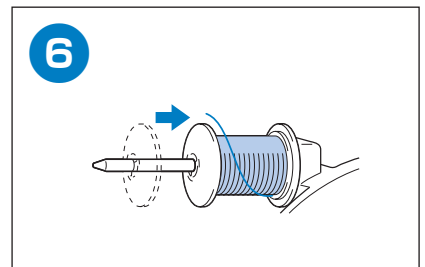
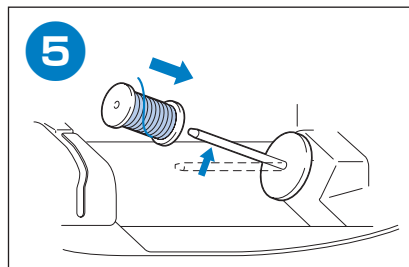
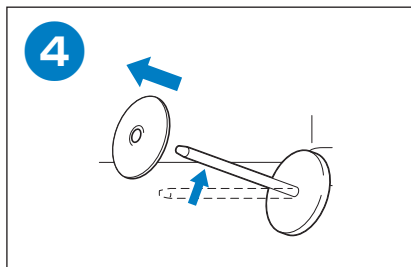
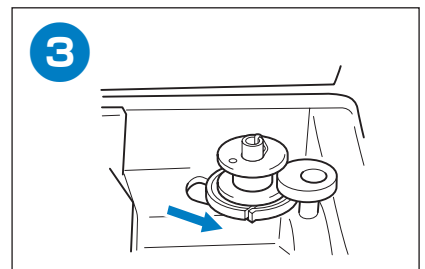
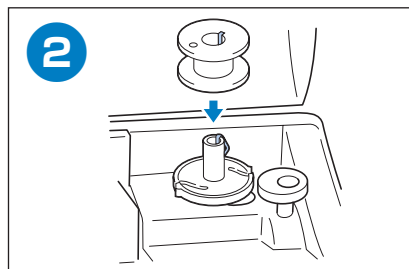
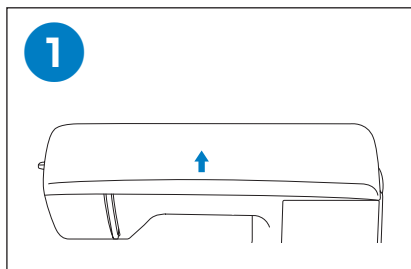
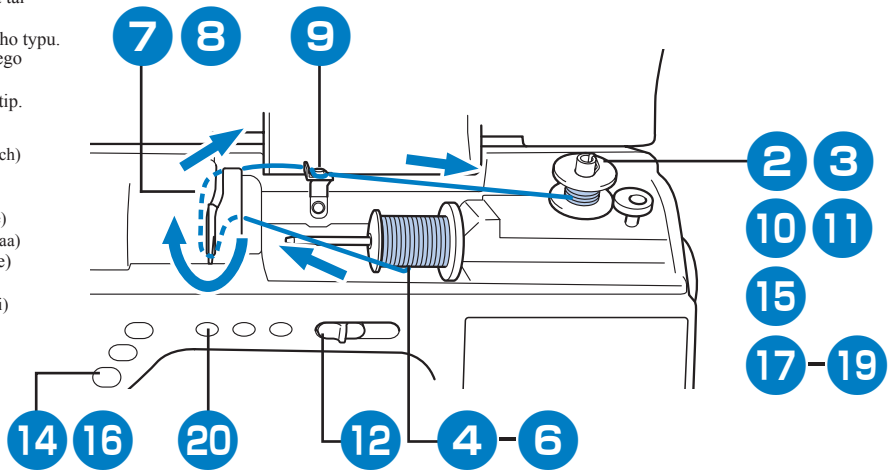
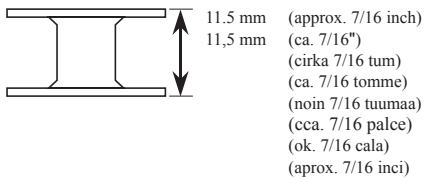
## Navinutí a nasazení spodní cívky

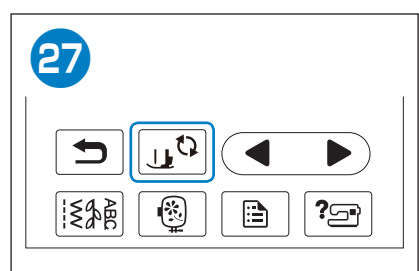
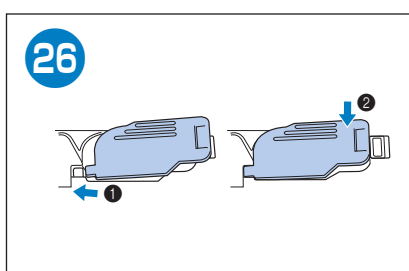
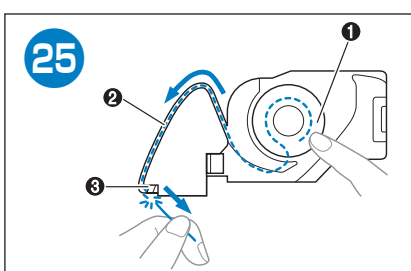
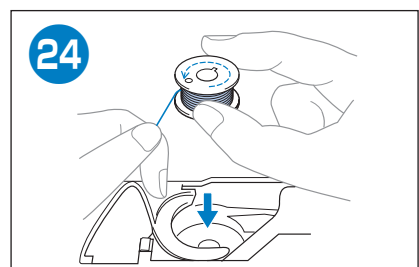
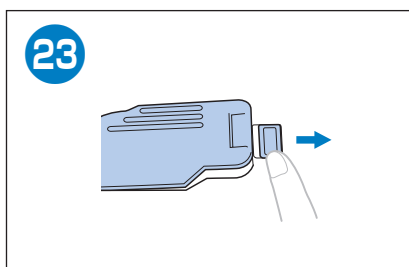
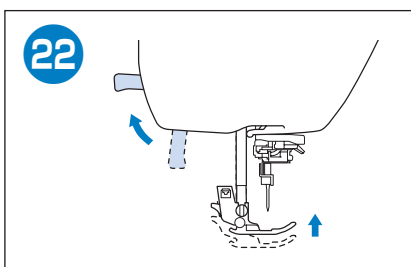
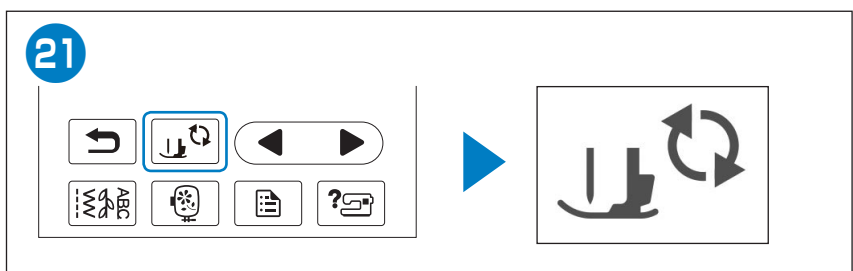
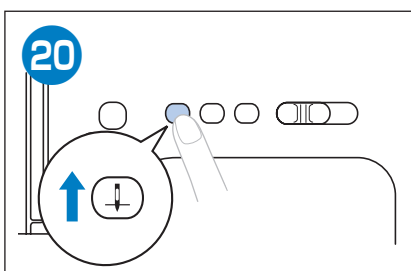
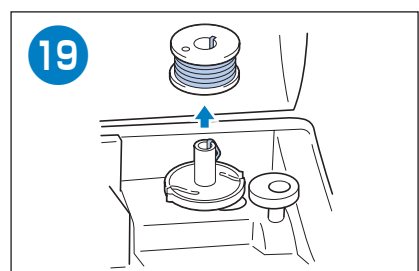
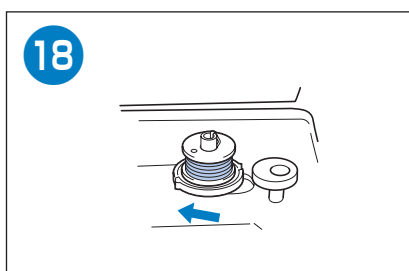
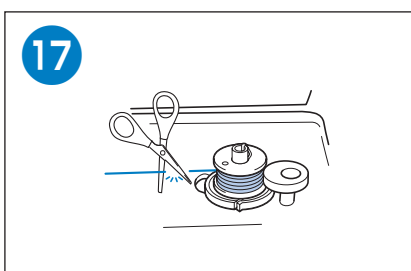
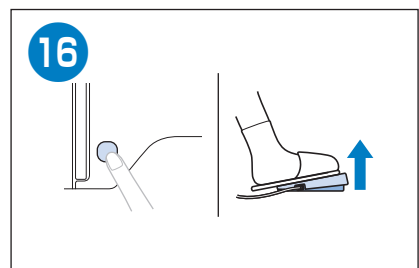
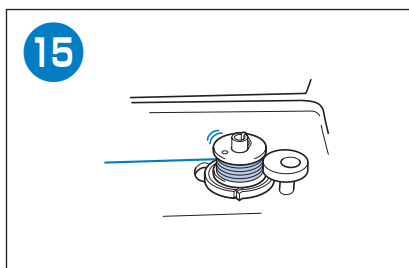
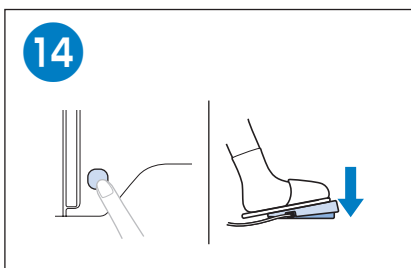
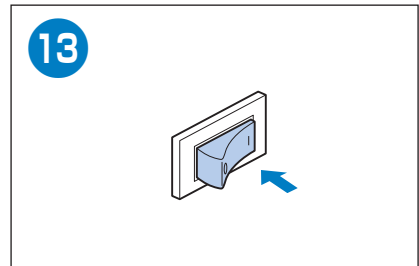
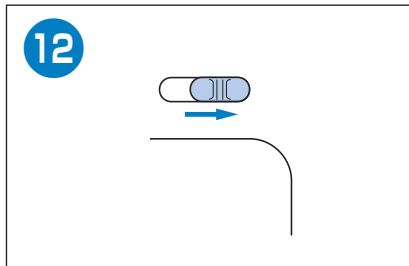
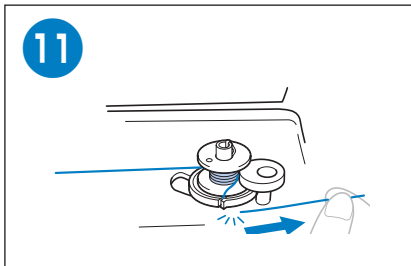
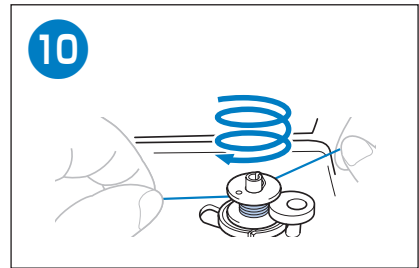
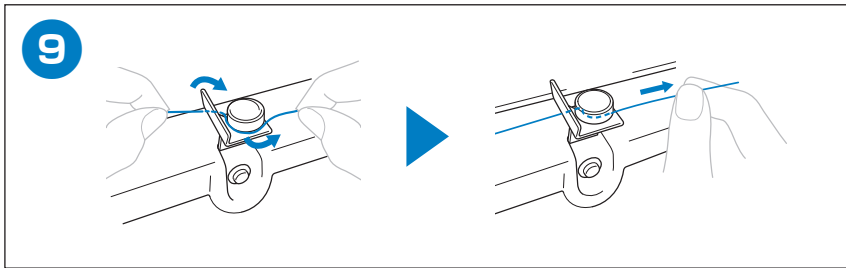
## Nawijanie i ustawianie bębenka

## Înfășurarea și introducerea firului bobinei

Follow the steps below in numerical order. Refer to the operation manual for detailed instructions.  
 Følg fremgangsmåten nedenfor i nummerrekkefølge. Du finner detaljerte instruksjer i bruksanvisningen.  
 Följ stegen nedan, i nummerordning. Se bruksanvisningen för utförliga instruktioner.  
 Følg nedenstående trin i numerisk rækkefølge. Se bruksanvisningen for at få detaljerede instruktioner.  
 Noudata alla annettujat vaiheita numerjärjestyksessä. Lisätietoja on käyttöohjeessa.  
 Postupujte podle níže uvedených kroků v pořadí podle čísel. Podrobné pokyny naleznete v uživatelské příručce.  
 Wykonać poniższe kroki w kolejności oznaczonej numerami. Szczegółowe informacje można znaleźć w instrukcji obsługi.  
 Urmați pașii de mai jos, în ordinea indicată. Consultați manualul de utilizare pentru instrucțiuni detaliate.

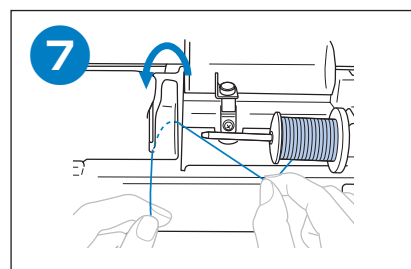
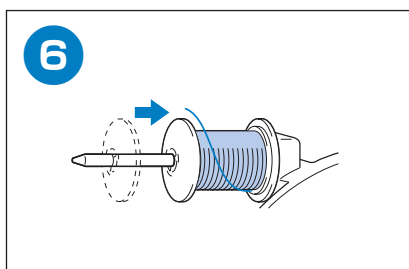
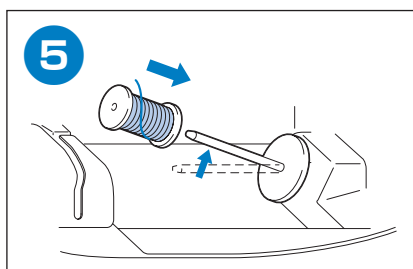
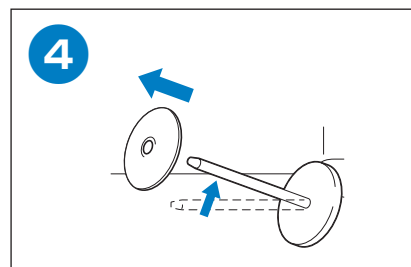
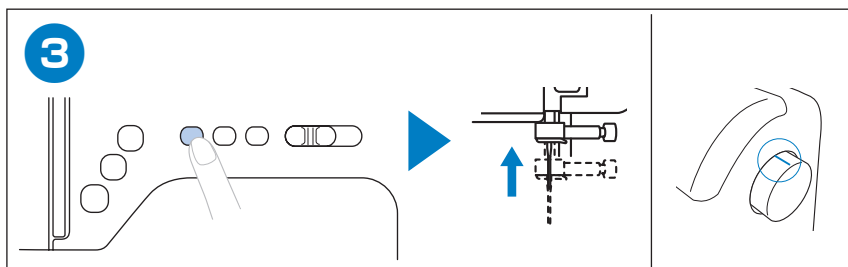
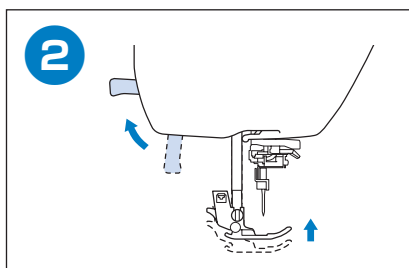
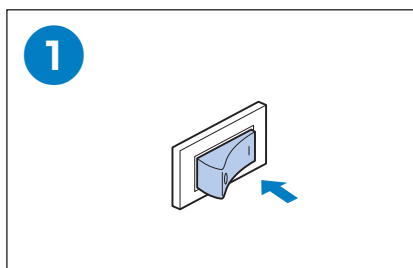
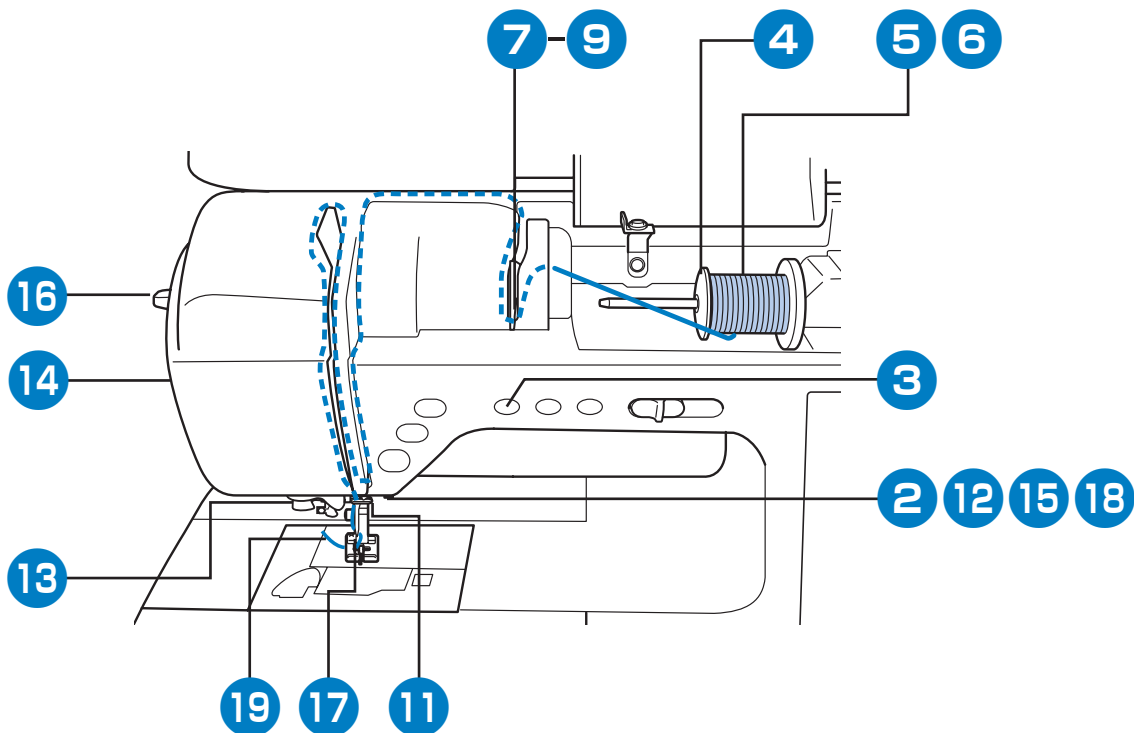
Use only the included bobbin or bobbins of the same type.  
 Bruk bare medfølgende spole eller spoler av samme type.  
 Använd endast den medföljande spolen eller spolar av samma typ.  
 Brug kun den medfølgende spole eller spoler af samme type.  
 Käytä vain tämän koneen mukana toimitettuja puolia tai samantyyppisiä puolia.  
 Používajte pouze príloženou cívku nebo cívky stejného typu.  
 Używać tylko dołączonego bębenka lub bębenków tego samego typu.  
 Utilizați numai bobina inclusă sau bobine de același tip.

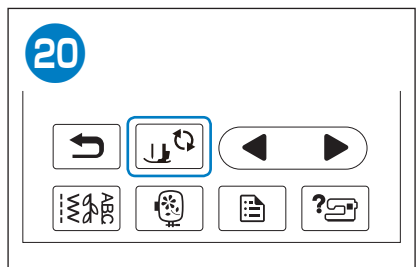
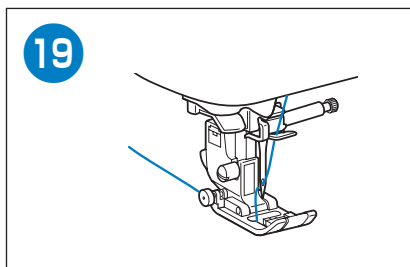
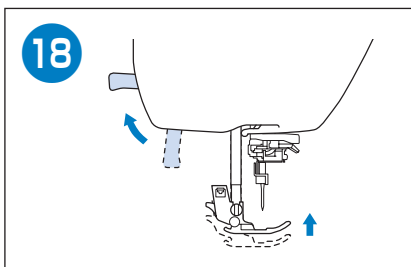
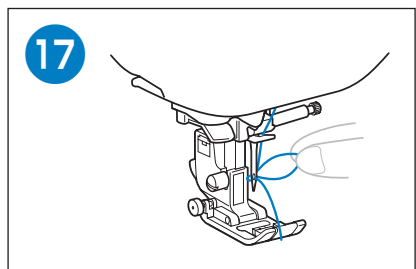
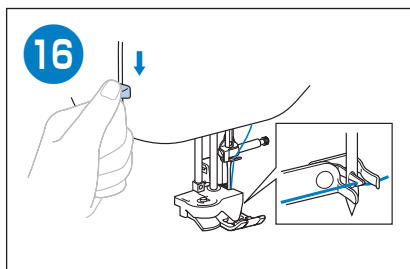
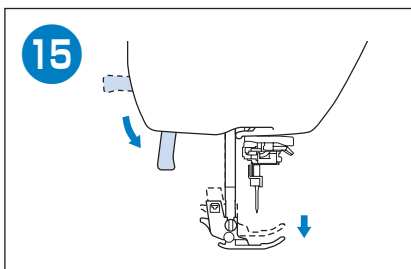
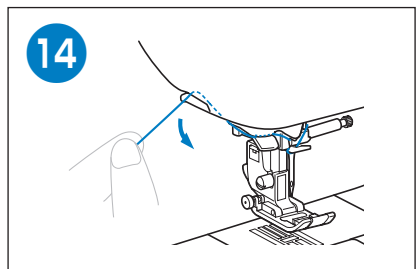
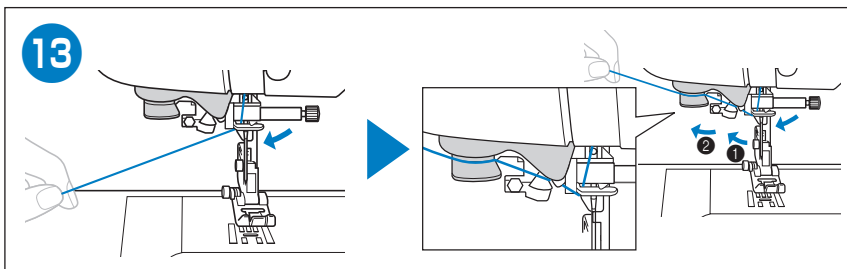
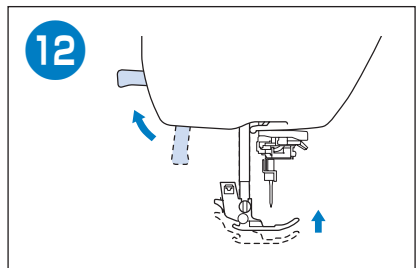
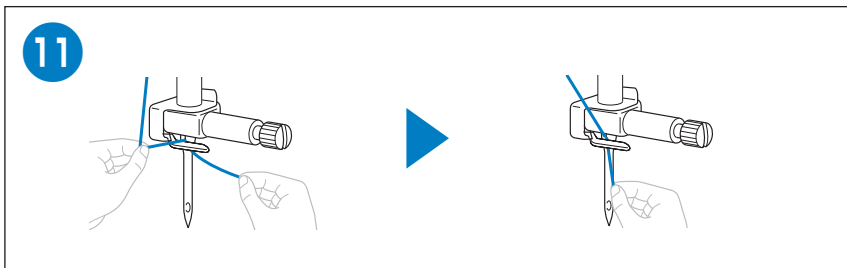
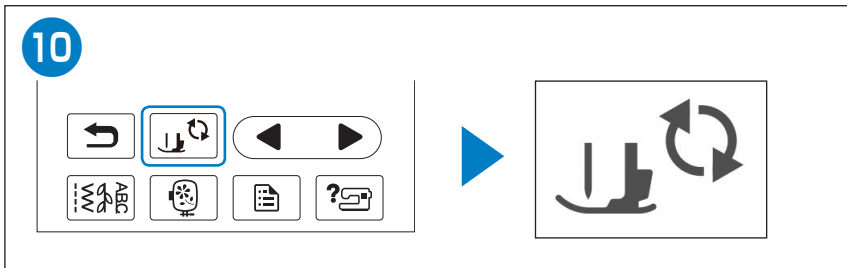
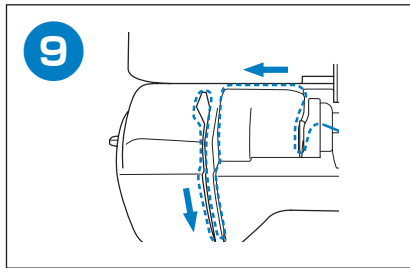
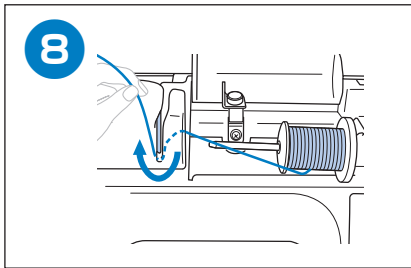






**Upper Threading**  
**Treing av övertråd**  
**Trä övertråden**  
**Trådning af övertråd**  
**Ylälangan langoitus**  
**Zavedení horní niti**  
**Nawlekanie górnej nici**  
**Înfilarea firului superior**





# Selecting and Sewing Patterns

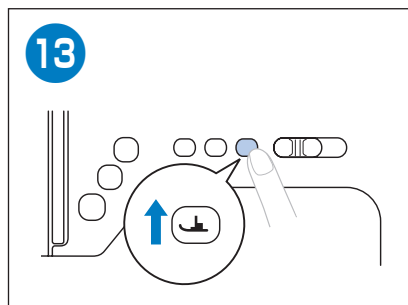
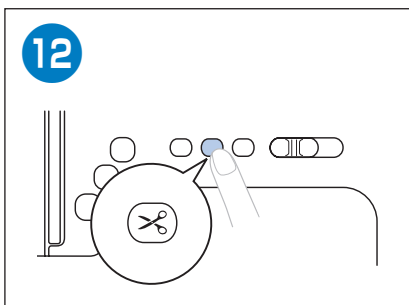
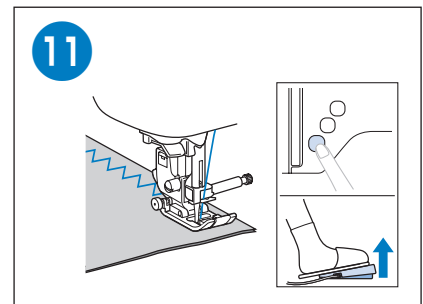
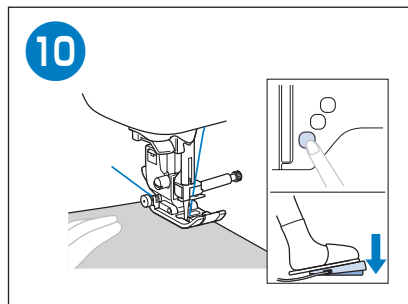
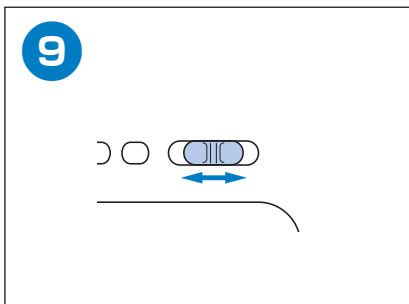
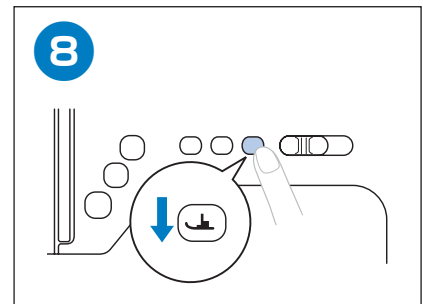
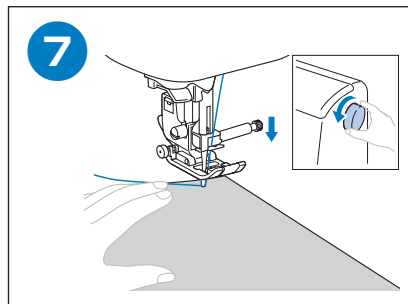
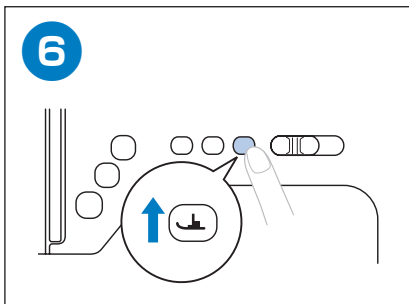
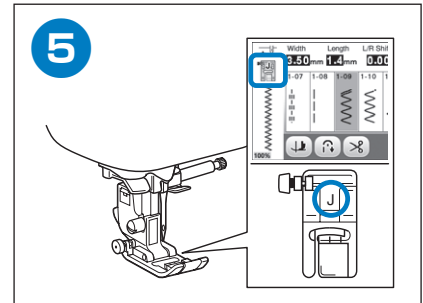
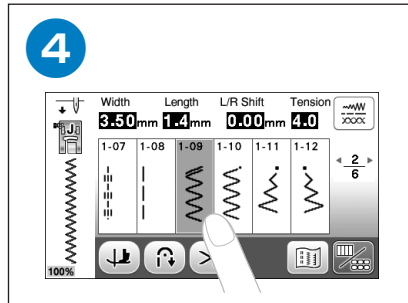
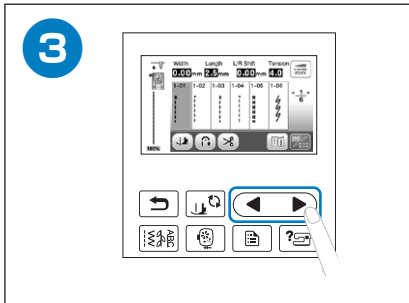
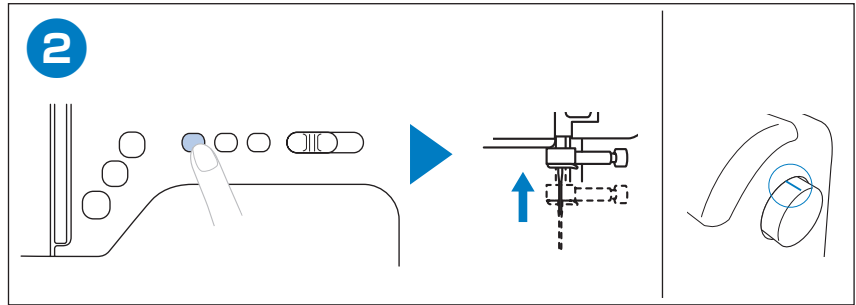
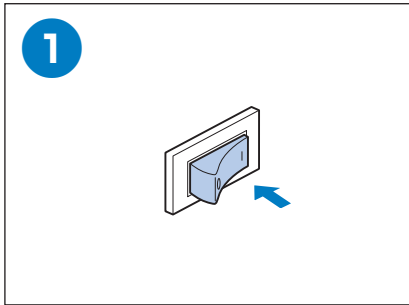
Velge og sy mønstre  
 Välja och sy mönster  
 Valg og syning af sømme  
 Ompelaiden valinta ja ompelu  
 Výběr vzorů a jejich šití  
 Wybór wzorów szycia  
 Selectarea și brodarea modelelor

◆ Utility Stitches  
 ◆ Hyötöompeleet

◆ Nyttesøm  
 ◆ Užitékové stehy

◆ Nyttosömmar  
 ◆ Ściegi użytkowe

◆ Nyttesømme  
 ◆ Cusături utilitare

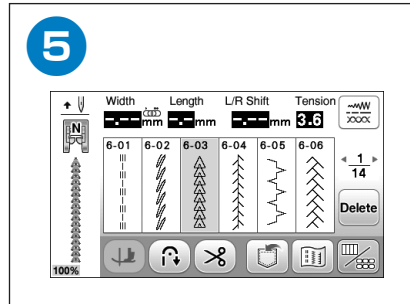
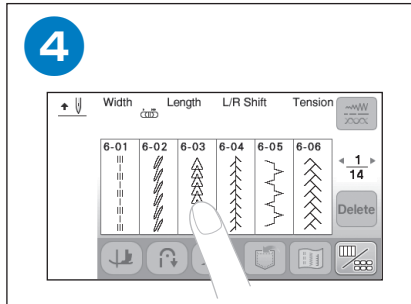
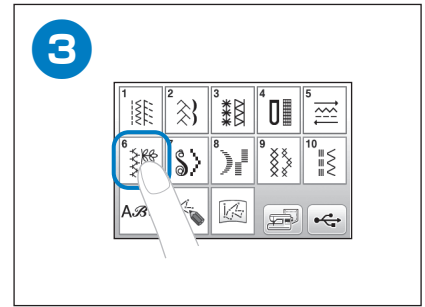
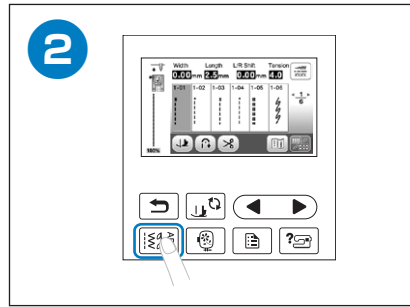
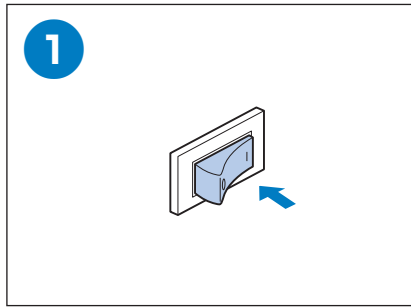


◆ Decorative Stitches  
◆ Koristeompeleet

◆ Prydsøm  
◆ Dekorativní stehy

◆ Dekorativa sömmar  
◆ Ściegi dekoracyjjne

◆ Pyntesømme  
◆ Cusäturi decorative


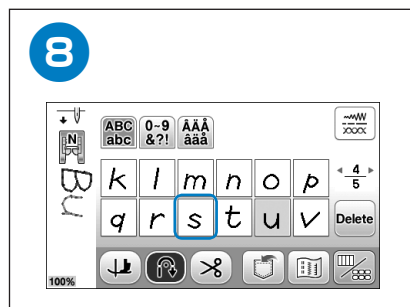
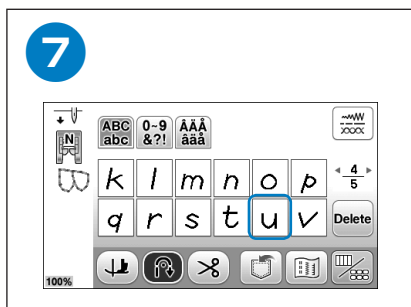
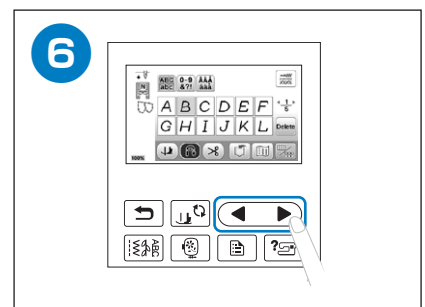
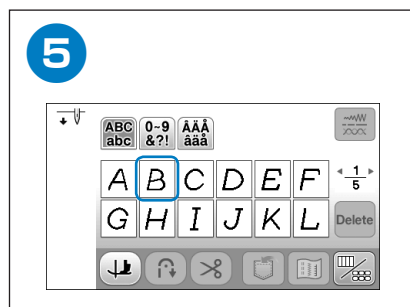
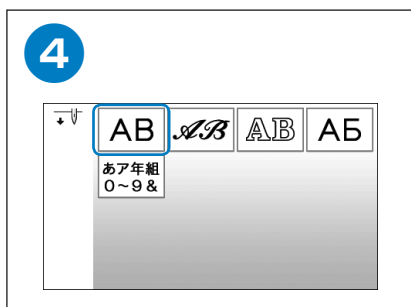
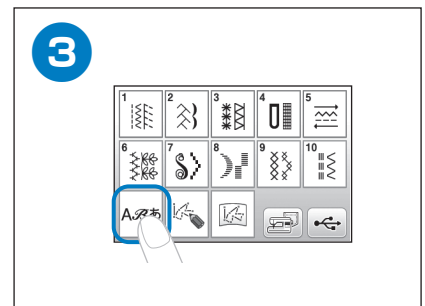
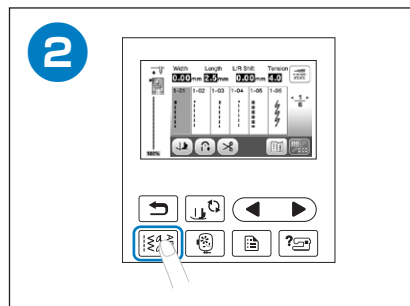
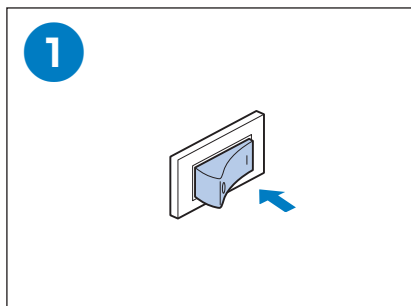


◆ Character stitches  
◆ Kirjainmerkkiompeleet

◆ Tegnsøm  
◆ Znakové stehy

◆ Monogramsömmar  
◆ Ściegi literowe

◆ Alfabet  
◆ Cusäturi caractere





# Summary of Stitch Patterns

## Sammendrag av sømmønstre

## Översikt över sömmar


## Søm oversigt

## Yhteenveto ompeleista

## Souhrn vzorů stehů

## Podsumowanie wzorów ściegów

## Modele de cusături



### ◆ Utility Stitches

### ◆ Hyötyompeleet

### ◆ Nyttesøm

### ◆ Užitékové stehy

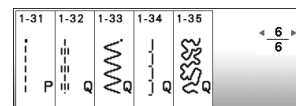
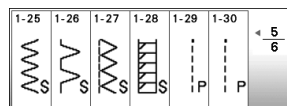
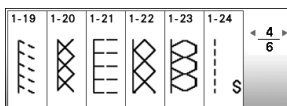
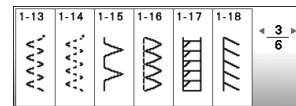
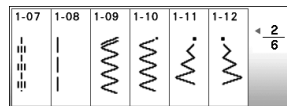
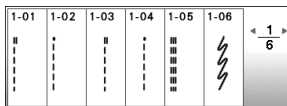
### ◆ Nyttosömmar

### ◆ Ściegi użytkowe

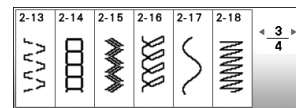
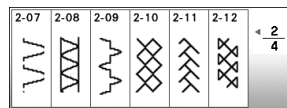
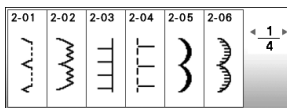
### ◆ Nyttesømme

### ◆ Cusături utilitare

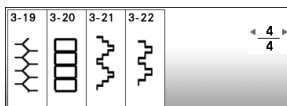
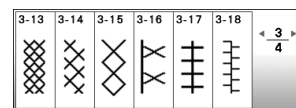
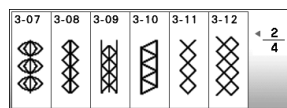
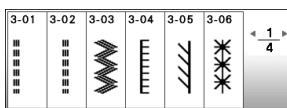
#### • 1-01~1-35



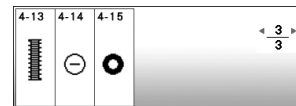
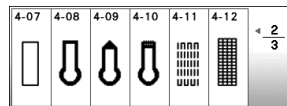
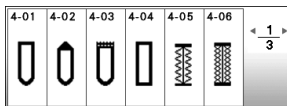
#### • 2-01~2-19



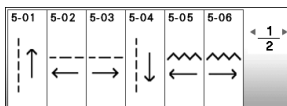
#### • 3-01~3-22



#### • 4-01~4-15



#### • 5-01~5-08





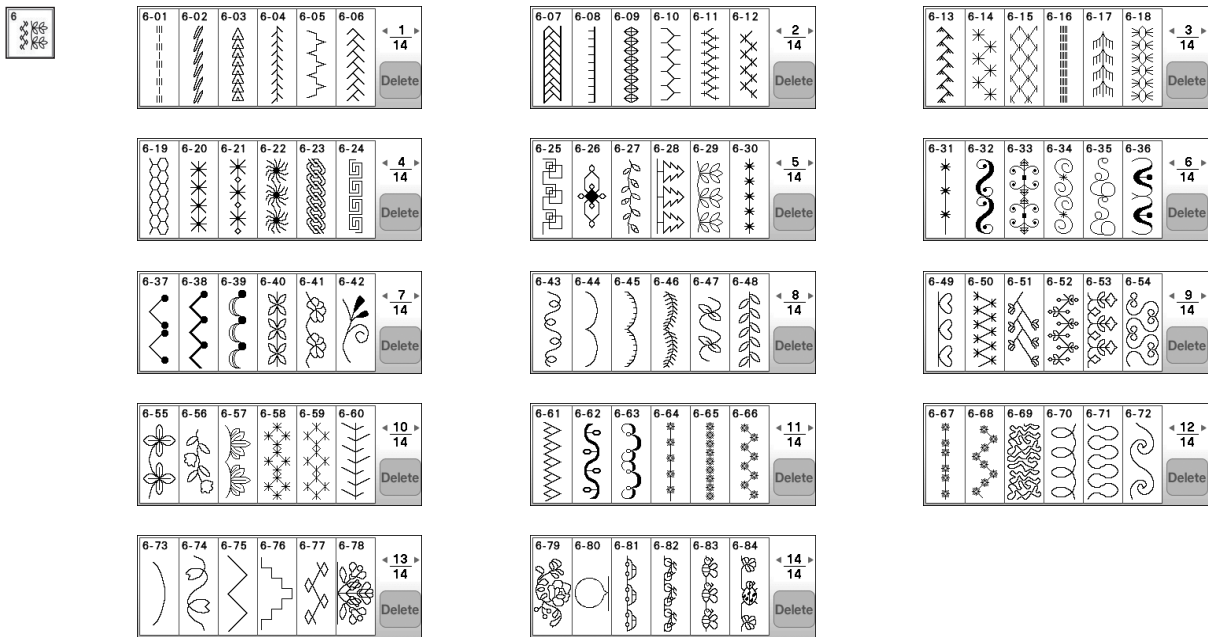
◆ Decorative Stitches  
◆ Koristeompeleet

◆ Prydsøm  
◆ Dekorativní stehy

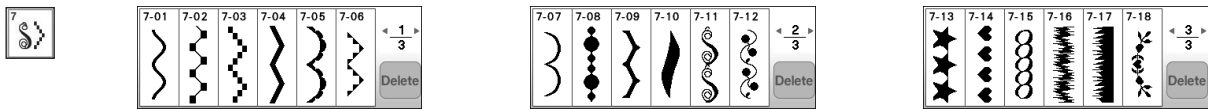
◆ Dekorativa sömmar  
◆ Ściegi dekoracyjne

◆ Pynthesømme  
◆ Cusături decorative

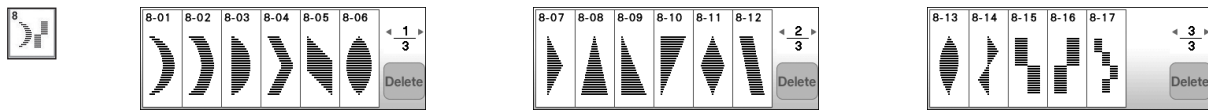
• 6-01~6-84



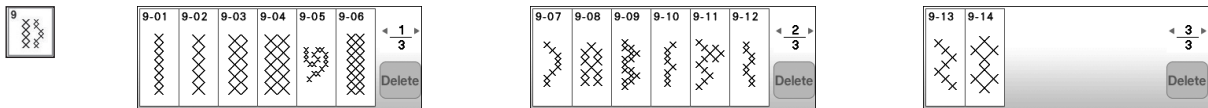
• 7-01~7-18



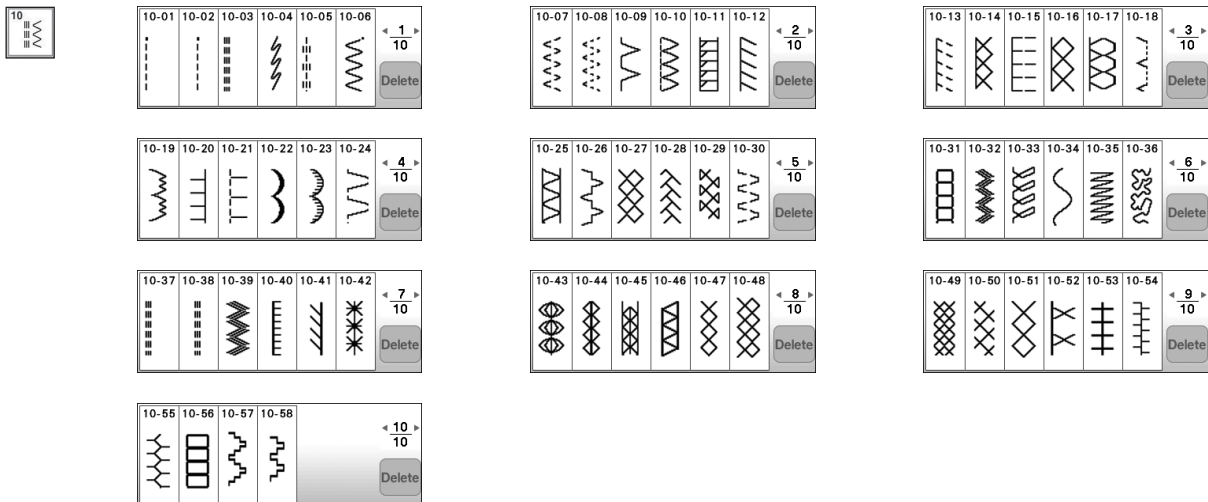
• 8-01~8-17



• 9-01~9-14



• 10-01~10-58

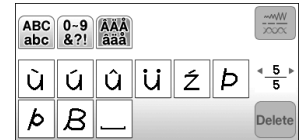
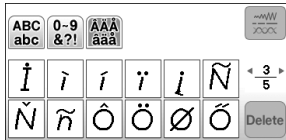
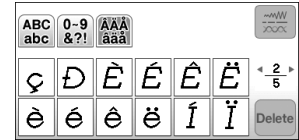
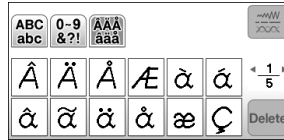
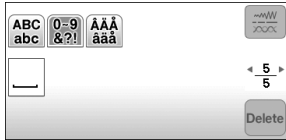
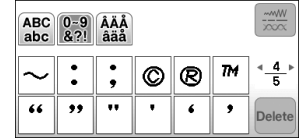
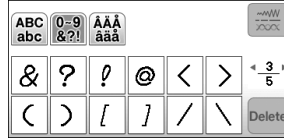
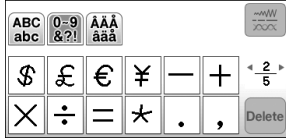
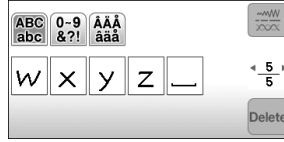
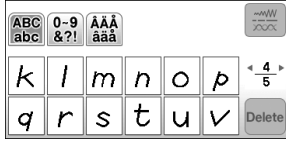
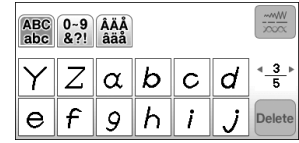
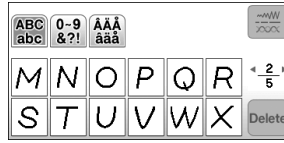
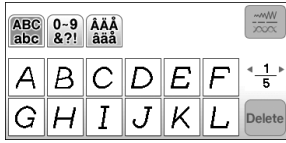


◆ Character stitches ◆ Tegnsöm  
◆ Kirjainmerkkiompeleet ◆ Znakové stehy

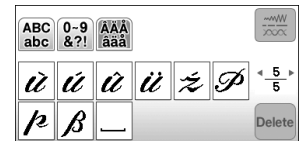
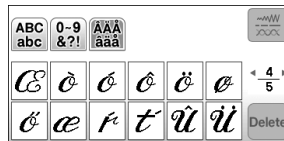
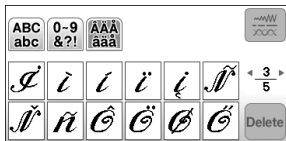

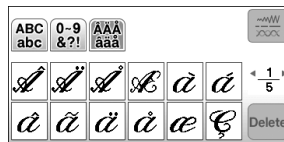
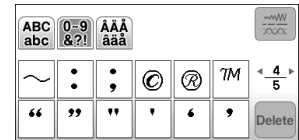
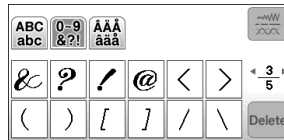
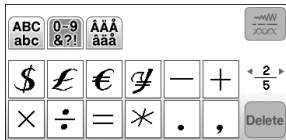
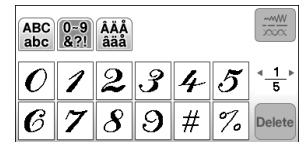
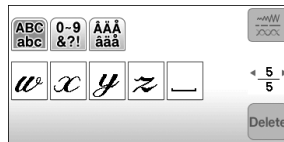
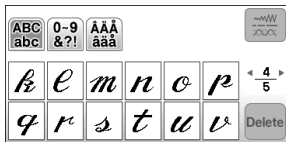
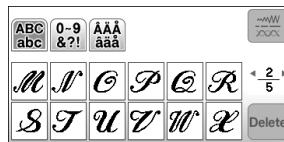
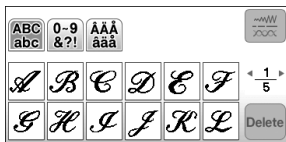
◆ Monogramsömmar ◆ Ściegi literowe

◆ Alfabet ◆ Cusături caractere

A.33a ▶ AB



A.33a ▶ AB



A.3.3 ▶ AB

ABC abc	0-9 &?! aaa	AAA aaa	~WV ~WV			
A	B	C	D	E	F	← 1/5 →
G	H	I	J	K	L	Delete

ABC abc	0-9 &?! aaa	AAA aaa	~WV ~WV			
M	N	O	P	Q	R	← 2/5 →
S	T	U	V	W	X	Delete

ABC abc	0-9 &?! aaa	AAA aaa	~WV ~WV			
Y	Z	a	b	c	d	← 3/5 →
e	f	g	h	i	j	Delete

ABC abc	0-9 &?! aaa	AAA aaa	~WV ~WV			
k	l	m	n	o	p	← 4/5 →
q	r	s	t	u	v	Delete

ABC abc	0-9 &?! aaa	AAA aaa	~WV ~WV		
w	x	y	z	_	← 5/5 →
Delete					

ABC abc	0-9 &?! aaa	AAA aaa	~WV ~WV			
0	1	2	3	4	5	← 1/5 →
6	7	8	9	#	%	Delete

ABC abc	0-9 &?! aaa	AAA aaa	~WV ~WV			
§	€	Ⓒ	¥	□	+	← 2/5 →
×	÷	≡	✳	°	ρ	Delete

ABC abc	0-9 &?! aaa	AAA aaa	~WV ~WV			
&	?	!	⊙	<	>	← 3/5 →
(	)	[	]	/	\	Delete

ABC abc	0-9 &?! aaa	AAA aaa	~WV ~WV			
~	°	°	⊙	⊙	™	← 4/5 →
σ	ρ	°	°	σ	ρ	Delete

ABC abc	0-9 &?! aaa	AAA aaa	~WV ~WV			
_						← 5/5 →
Delete						

ABC abc	0-9 &?! aaa	AAA aaa	~WV ~WV			
À	Ä	Å	Æ	à	ä	← 1/5 →
â	ã	ä	á	æ	Ç	Delete

ABC abc	0-9 &?! aaa	AAA aaa	~WV ~WV			
Ç	Ð	È	É	Ê	Ë	← 2/5 →
è	é	ê	ë	í	ì	Delete

ABC abc	0-9 &?! aaa	AAA aaa	~WV ~WV			
Ì	ì	Í	í	Î	î	← 3/5 →
Ï	ï	Ï	ö	Ø	Ó	Delete

ABC abc	0-9 &?! aaa	AAA aaa	~WV ~WV			
Œ	ò	ó	ô	ö	ø	← 4/5 →
ó	œ	ƒ	ı	Û	ü	Delete

ABC abc	0-9 &?! aaa	AAA aaa	~WV ~WV			
ù	ú	û	ü	ı	Ɔ	← 5/5 →
Ɔ	ß	_	Delete			

A.3.3 ▶ AБ

АБВ абв	0-9 &?! aaa	AAA aaa	~WV ~WV			
А	Б	В	Г	Д	Е	← 1/4 →
Ё	Ж	З	И	Й	К	Delete

АБВ абв	0-9 &?! aaa	AAA aaa	~WV ~WV			
Л	М	Н	О	П	Р	← 2/4 →
С	Т	У	Ф	Х	Ц	Delete

АБВ абв	0-9 &?! aaa	AAA aaa	~WV ~WV			
Ч	Ш	Щ	Ъ	Ы	Ь	← 3/4 →
Э	Ю	Я	Г	Е	І	Delete

АБВ абв	0-9 &?! aaa	AAA aaa	~WV ~WV			
İ	ÿ	ћ	ђ	Ј	Љ	← 4/4 →
Њ	Џ	Ѓ	Ѕ	Ќ	_	Delete

АБВ абв	0-9 &?! aaa	AAA aaa	~WV ~WV			
а	б	в	г	д	е	← 1/4 →
ё	ж	з	и	й	к	Delete

АБВ абв	0-9 &?! aaa	AAA aaa	~WV ~WV			
л	м	н	о	п	р	← 2/4 →
с	т	у	ф	х	ц	Delete

АБВ абв	0-9 &?! aaa	AAA aaa	~WV ~WV			
ч	ш	щ	ъ	ы	ь	← 3/4 →
э	ю	я	г	е	і	Delete

АБВ абв	0-9 &?! aaa	AAA aaa	~WV ~WV			
ï	ÿ	ћ	ђ	Ј	Љ	← 4/4 →
Њ	Џ	Ѓ	Ѕ	Ќ	_	Delete

АБВ абв	0-9 &?! aaa	AAA aaa	~WV ~WV			
0	1	2	3	4	5	← 1/2 →
6	7	8	9	-	.	Delete

АБВ абв	0-9 &?! aaa	AAA aaa	~WV ~WV			
,	&	?	!	(	)	← 2/2 →
/	'	_	Delete			

Katakana characters: One of the Japanese character sets.  
 Katakana-tegn: et av de japanske tegnsettene.  
 Katakana-tecken: en japansk teckenuppsättning.  
 Katakana-tegn: et japansk alfabet.  
 Katakana-merkit: yksi japanin merkistöistä.  
 Znaky písma katakana: jedna ze sad japonských znaků.  
 Znaki Katakana: jeden z japońskich zestawów znaków.  
 Caractere Katakana: Unul din seturile de caractere japoneze.

Hiragana characters: One of the Japanese character sets.  
 Hiragana-tegn: et av de japanske tegnsettene.  
 Hiragana-tecken: en japansk teckenuppsättning.  
 Hiragana-tegn: et japansk alfabet.  
 Hiragana-merkit: yksi japanin merkistöistä.  
 Znaky písma hiragana: jedna ze sad japonských znaků.  
 Znaki Hiragana: jeden z japońskich zestawów znaków.  
 Caractere Hiragana: Unul din seturile de caractere japoneze.

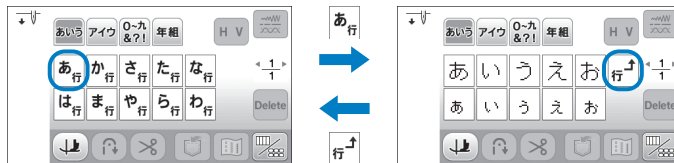
Arabic numerals, Japanese Kanji numerals  
 Arabiske tall, japanske kanji-tall  
 Arabiska siffror, japanska Kanji-siffror  
 Arabiske tal, japanske Kanji-tal  
 Arabialaiset numerot, japanilaiset kanji-numerot  
 Arabské číslice, japonské číslice kandži  
 Cyfry arabskie, japońskie cyfry Kanji  
 Numerales arabe, numerales japoneze Kanji

Kanji characters: Often used in daily life / symbols.  
 Kanji-tegn: brukes ofte til daglig/symboler.  
 Kanji-tecken: används ofta för dagligt bruk/symboler.  
 Kanji-merkit: käytetään usein arkielämässä / symboleissa.  
 Znaky kandži: často používané v každodenním životě / symboly.  
 Znaki Kanji: często używane w życiu codziennym i symbolach.  
 Caractere Kanji: Utilizate adesea în viața de zi cu zi / ca simboluri.



Horizontal  
 Horizontal  
 Vågrät  
 Vandret  
 Vaakasuuntainen  
 Horizontálně  
 Poziome  
 Orizontale

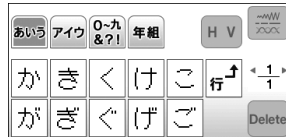
Vertical  
 Vertikal  
 Lodrät  
 Lodret  
 Pystysuuntainen  
 Vertikálně  
 Pionowe  
 Verticale



あ行



か行



さ行



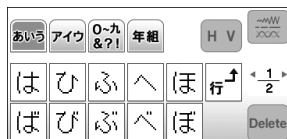
た行



な行



は行



ま行



や行

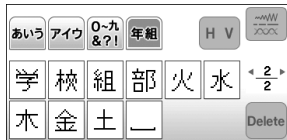
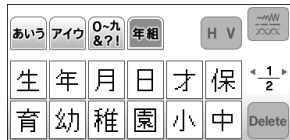
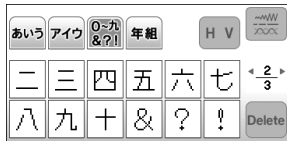
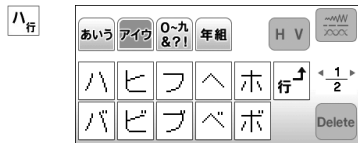
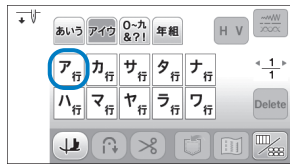


ら行

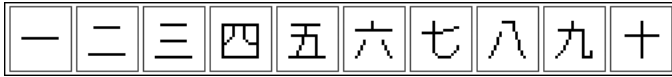


わ行

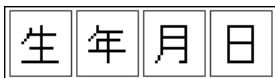




- Example of Kanji characters in daily life
- Eksempel på dagligdagse kanji-tegn
- Exempel på Kanji-tecken som används för dagligt bruk
- Eksempel på Kanji-tegn i hverdagen
- Esimerkki kanji-merkeistä arkielämässä
- Příklad znaků kandži v každodenním životě
- Przykłady znaków Kanji w życiu codziennym
- Exemple de caractere Kanji în viața de zi cu zi



1, 2, 3, 4, 5, 6, 7, 8, 9, 10




Date of birth  
Syntymäaika

Fødselsdato  
Datum narození

Födelsedatum  
Data urodzenia

Fødselsdato  
Data nașterii



1 year old  
1-vuotias

1 år gammel  
1 rok starý

1 år gammal  
1 rok

1 år gammel  
1 an



Nursery school  
Päiväkoti

Barnehage  
Jesle

Daghem  
Žłobek

Vuggestue  
Creșă



Kindergarten  
Lastentarha

Førscole  
Školka

Förskola  
Przedszkole

Børnehave  
Grădiniță



Elementary school  
Ala-aste

Barneskole  
Základní škola

Grundskola  
Szkoła podstawowa

Grundskole  
Școală primară



Junior high school  
Yläaste

Ungdomsskole  
Střední škola

Högstadiet  
Szkoła średnia

7.-9. skoleår  
Gimnaziu



Group/Class  
Ryhmä/luokka

Gruppe/klasse  
Skupina/Třída

Grupp/klasse  
Grupa/klasa

Gruppe/klasse  
Grupă/Clasă



Club/Division  
Yhdistys/jaosto

Klubb/divisjon  
Klub/Oddíl

Klubb/divisjon  
Klub/oddział

Klub/division  
Club/Divizie



Moon/Monday  
Kuu/maanantai

Måne/mandag  
Měsíc/Pondělí

Måne/Måndag  
Księżyc/poniedziałek

Måne/mandag  
Lună/Luni



Fire/Tuesday  
Tuli/tiistai

Brann/tirsdag  
Oheň/Úterý

Eld/Tisdag  
Ogień/wtorek

Ild/tirsdag  
Foc/Marți



Water/Wednesday  
Vesi/keskiviikko

Vann/onsdag  
Voda/Středa

Vatten/Onsdag  
Woda/środa

Vand/onsdag  
Apă/Miercuri



Tree/Thursday  
Puu/torstai

Tre/torsdag  
Strom/Čtvrtek

Träd/Torsdag  
Drzewo/czwartek

Træ/torsdag  
Arbore/Joi



Gold/Friday  
Kulta/perjantai

Gull/fredag  
Zlato/Pátek

Guld/Fredag  
Złoto/piątek

Guld/fredag  
Aur/Vineri



Soil/Saturday  
Maa/lauantai

Jord/lørdag  
Země/Sobota

Jord/Lördag  
Ziemia/sobota

Jord/lørdag  
Pământ/Sâmbătă



Sun/Sunday  
Aurinko/sunnuntai

Sol/søndag  
Slunce/Neděle

Sol/Söndag  
Słońce/niedziela

Sol/søndag  
Soare/Duminică



January 1st (Monday)  
1. tammikuuta (maanantai)

1. januar (mandag)  
1. ledna (pondělí)

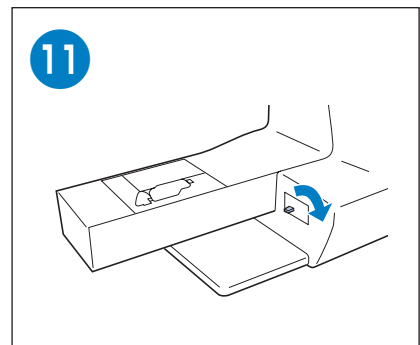
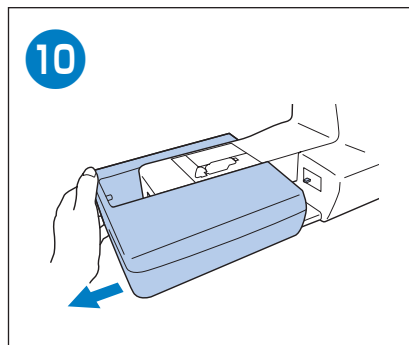
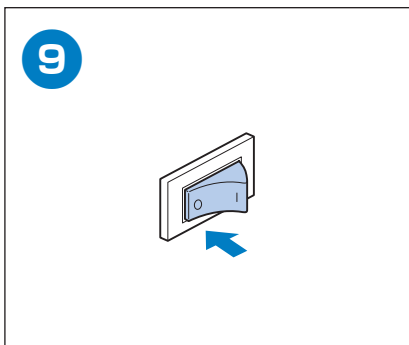
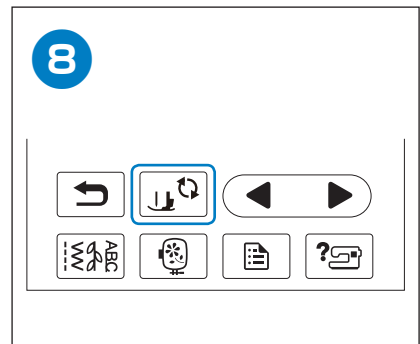
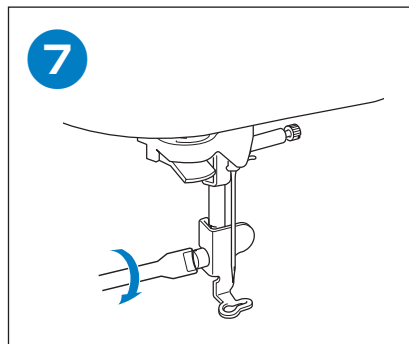
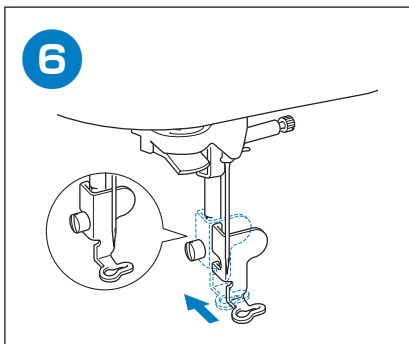
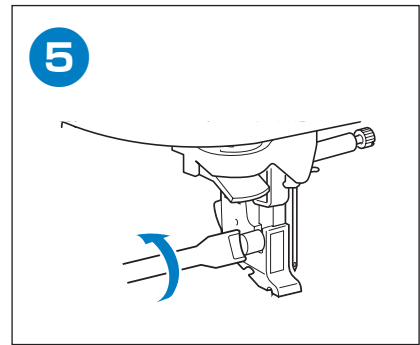
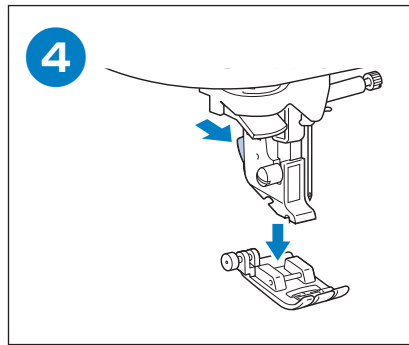
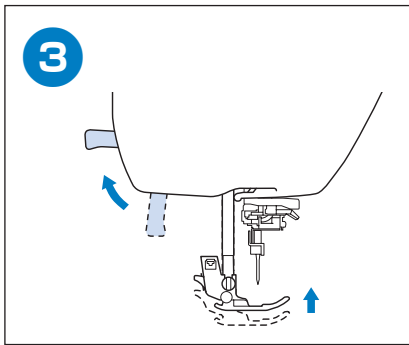
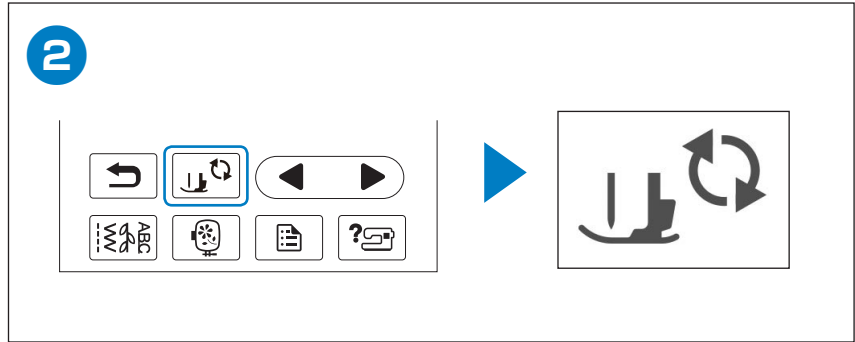
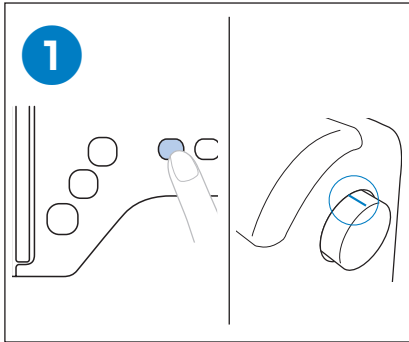
1 januari (måndag)  
1 stycznia (poniedziałek)

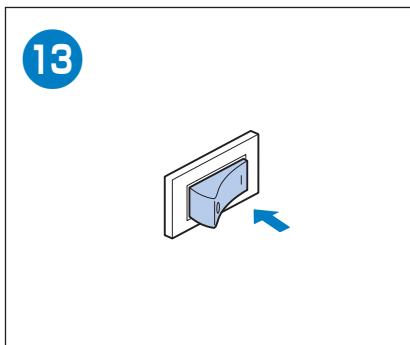
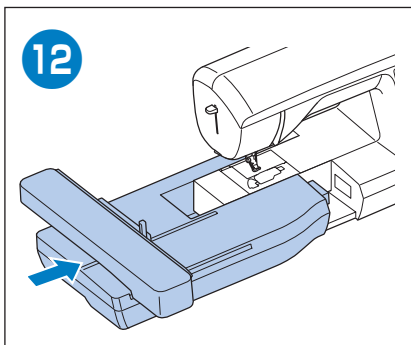
1. januar (mandag)  
1 Ianuarie (luni)





**Preparing to Embroider**  
**Gjøre seg klar til å brodere**  
**Förbereda brodering**  
**Forberedelse til brodering**  
**Kirjontaan valmistautuminen**  
**Příprava k vyšívání**  
**Przygotowanie do haftowania**  
**Pregătirea pentru brodare**



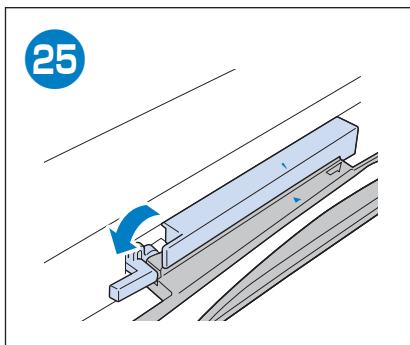
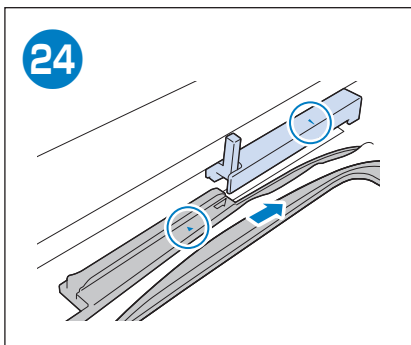
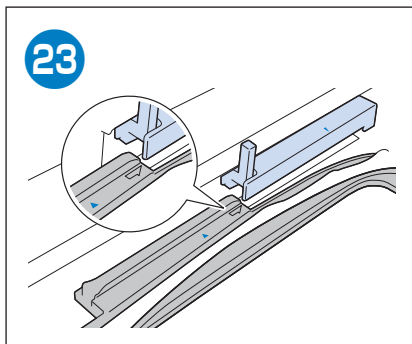
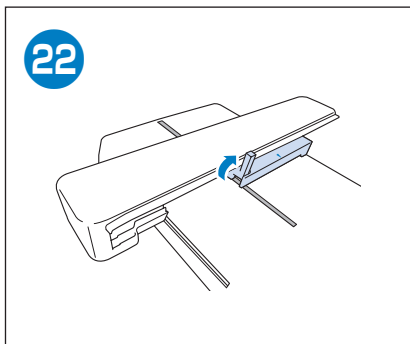
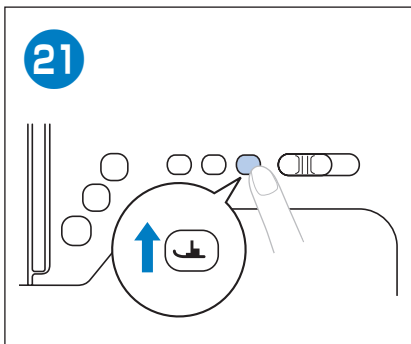
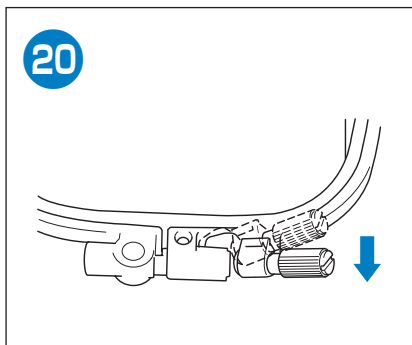
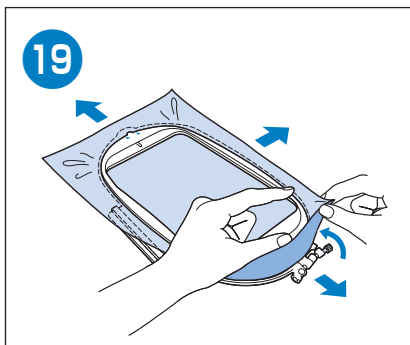
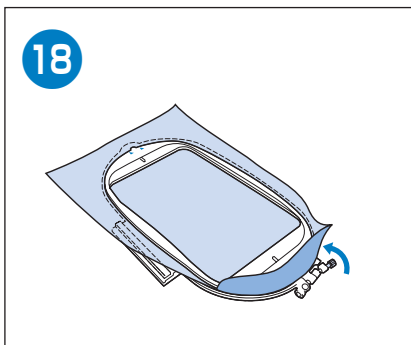
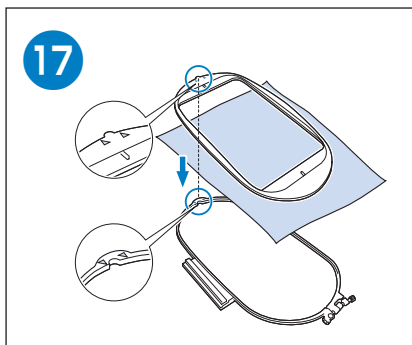
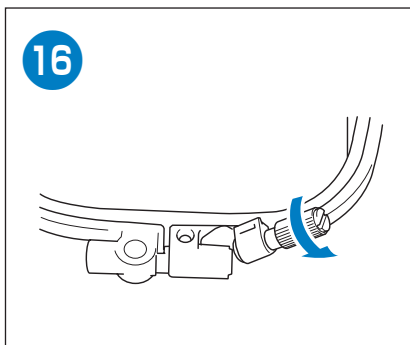
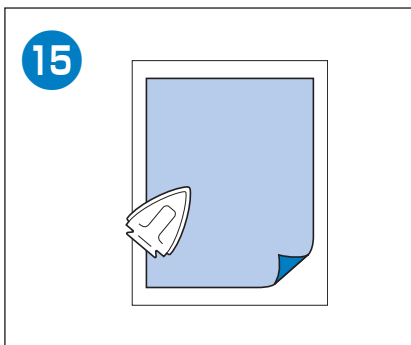


14

**!**

The carriage of the embroidery unit will move. Keep your hands etc. away from the carriage.

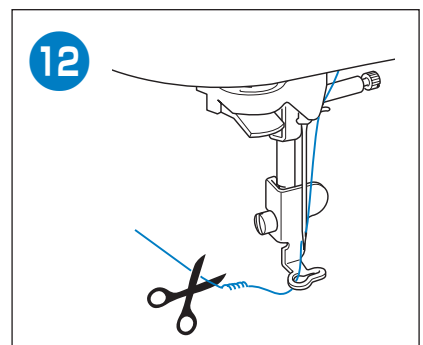
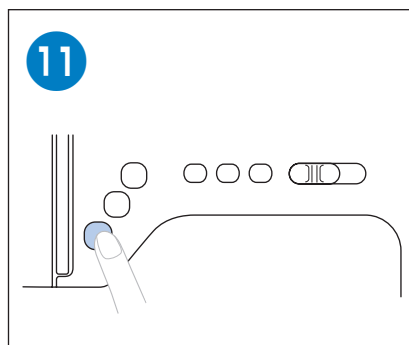
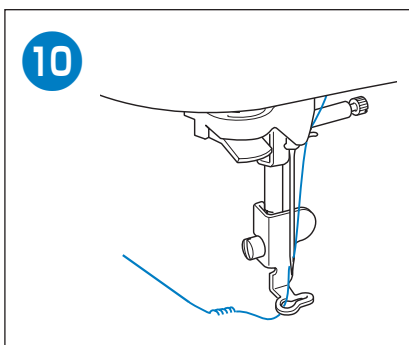
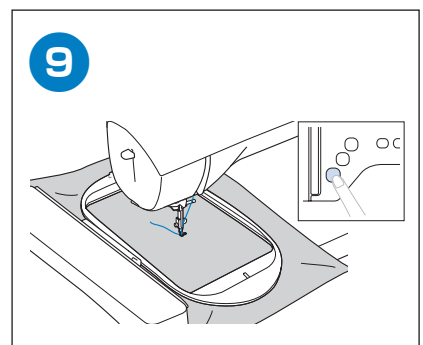
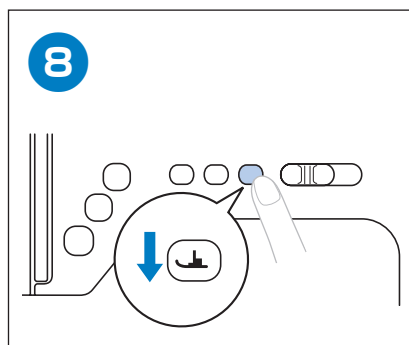
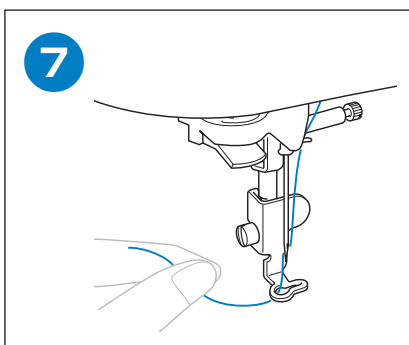

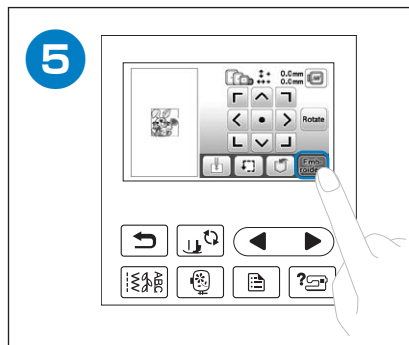
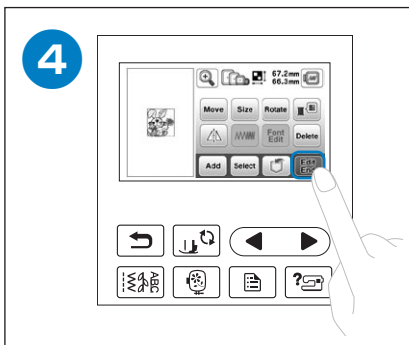
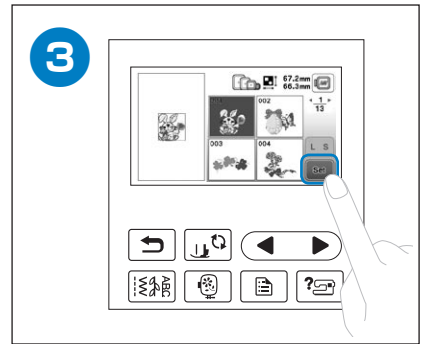
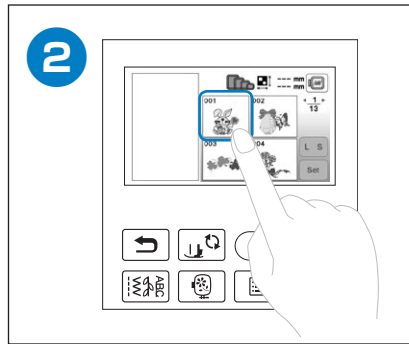
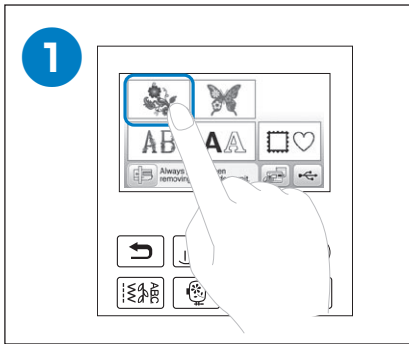
OK

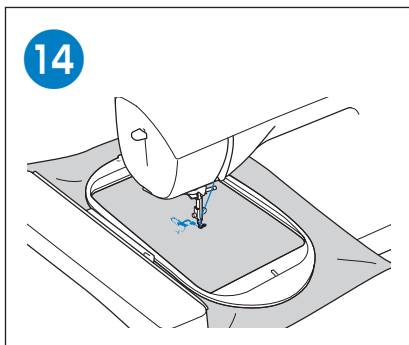
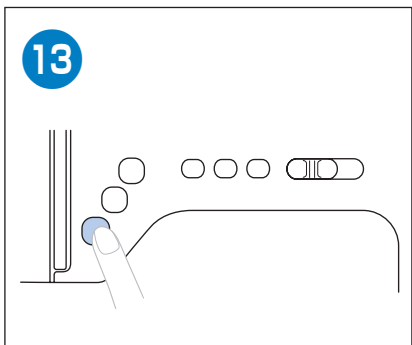




# Selecting Embroidery Patterns

Velge broderimønstre  
Välja broderimönster  
Valg af broderimønstre  
Kirjontakuvioiden valinta  
Volba vyšívacích vzorů  
Wybór wzorów haftu  
Selectarea modelelor de broderie









English  
Norwegian  
Swedish  
Danish  
Finnish  
Czech  
Polish  
Romanian

888-G00/G02/G04/G05  
Printed in Vietnam



XG0528-001