




Innov-is F-Series

Bring your creativity to life


- Advanced needle threader
- Quick-set bobbin and winder
- User-friendly LCD screen
- Automatic thread cutter
- SFDS: Square Feed Drive System
- Plus much more!





Enjoy the freedom to be even more creative

Brother's Innov-is F-Series offers you advanced functionality with easy handling and useful features. Creative sewing and embroidery is practically effortless, thanks to these sleek, modern machines.



*What will you
create next?*

Sew with confidence. Sew with ease.

Whether you are a beginner or more advanced user our Innov-is F-Series makes sewing a breeze. User-friendly features and advanced needle threading give you more time to do exactly what you love – being creative!






Innov-is F410

Ideal for beginners, the Innov-is F410 offers simplicity without compromising quality. Newcomers to sewing benefit from its simplified stitch selection, advanced needle threader, LCD screen and slide speed control. It is perfect for fashion, quilting and more.



Innov-is F420

Optimal for a wide variety of sewing projects, the Innov-is F420 offers incredible ease of use, thanks to its advanced handling features. The perfect machine for a beginner or an advanced seamstress, the machine offers the same quality features as Innov-is F410, plus a knee lift and programmable custom stitching.





*Sewing -
the ultimate joy!*



Innov-is F460

An excellent choice for advanced sewers, the Innov-is F460 offers fantastic versatility and features that will advance your creative genius. Easy to use, the machine is also a fitting choice for beginners who want numerous stitch options. Sewers most enjoy its smooth fabric feeding and superior stitching quality.



Sew masterfully. Sew exactly your style.

Enhance your sewing projects with colourful embroidery designs that make them truly unique. Brother embroidery machines include a wide variety of built-in designs. Whether your signature style is traditional, modern or eclectic, you will be astonished by its capabilities and ease of use.



Innov-is F440E

The Innov-is F440E is an embroidery machine with intuitive technology and impressive built-in designs. Its wide range of versatile functions allows you to add colour and design to almost any project. The machine also features built-in fonts, so you can also monogram items with ease.



Innov-is F480

The Innov-is F480 is the ideal machine for sewing and embroidery projects alike. Packed with features and superior quality, you can create labels, monograms and even your own stitch patterns. Its easy-to-use keypad and numerous advanced features make this machine a favourite amongst premier sewers.






*Uniquely handcrafted
with love!*



Discover the magical world of sewing and embroidery

Express your creativity in unlimited ways with the Innov-is F-Series range. Whether you are new to sewing or a seasoned seamstress, our machines allow you to enjoy creating everything from high fashion to home furnishings.



Bobbin winding system

Fast and simple threading make winding bobbins quick and easy.



Drop-in bobbin

Just drop-in a bobbin and you're ready to sew.



Advanced needle threading system

Effortlessly thread the needle by simply lowering the lever.



Automatic thread cutter

Automatically cut upper and lower threads.




Lock stitch button

At the touch of a button, tie-off stitches can be easily sewn at the beginning and end of the stitch.



Slide speed control

Adjust the sewing speed from slow to fast. This can also be used to adjust the stitch width while sewing.



SFDS: Square Feed Drive System

Square Feed Drive System gives you smooth, even feeding action for superior stitch quality on any weight of fabric.



Adjustable presser foot pressure

Helps you stitch pucker-free seams on even the most stretchy of fabrics with a simple electronic adjustment on the screen. Model F410 features a manual adjustment method - just adjust pressure on the small wheel and sew.



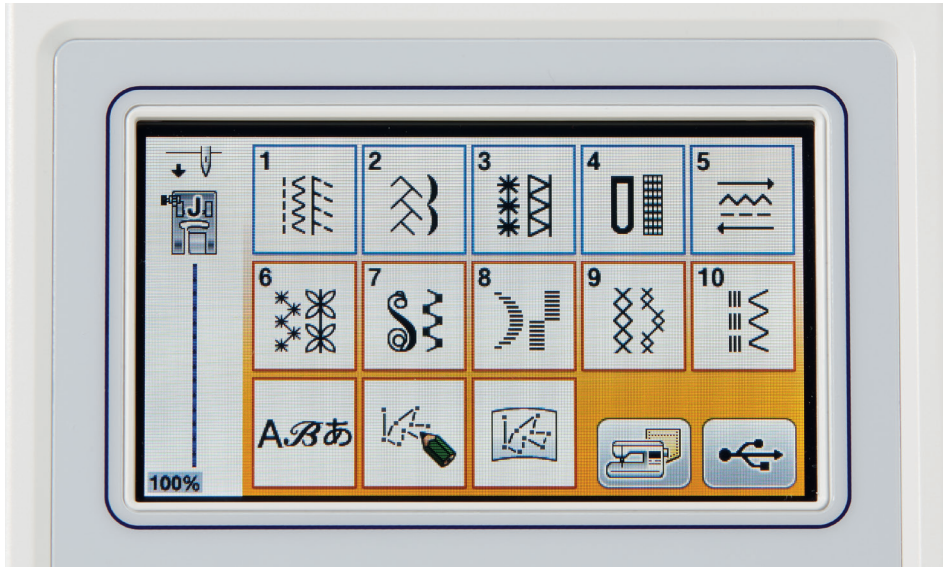
LCD screen

All sewing information displayed on a clear, backlit screen. The Innov-is F440E and F480 come with a coloured screen, while the Innov-is F410, F420 and F460 are equipped with a monochrome display.



Sewing features

With a full range of features suited for beginners to professionals, Brother sewing machines make sewing almost effortless. Automated functions, such as upper and lower thread sensors that warn you when the bobbin thread is running low, offer you an intuitive user experience plus up to 850 superior quality stitches per minute. Fully expressing your creativity has never been so easy.



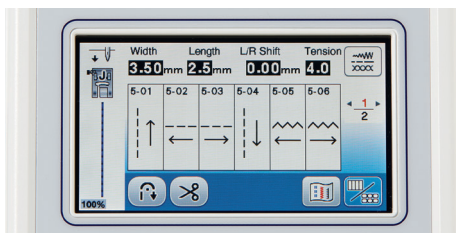
Up to 182 sewing stitches

Choose from numerous stitches built-in the machine, giving you unlimited creativity. Also includes up to 10 button holes and up to 5 lettering styles.



Knee lift

Free up your hands by using your knee to lift the presser foot.




Multi-directional sewing

Innov-is F460 and F480 models offer sewing in four directions.



Combine stitches

Combine up to 70 stitch patterns and save them to memory.



Stitch reference guide

Choose the required stitch from this useful chart inside the top cover.



Adjustable thread tension

Achieve the best possible stitch quality across different fabrics by adjusting the tension of the upper thread. Innov-is F410 and F420 offer manual controls, while models Innov-is F460, F440E and F480 provide automatic controls.



My Custom Stitch

Design your own stitch patterns or edit and change the built-in template designs and save for future use. (not available with Innov-is F410 and F440E)



Free arm

Ideal for sewing tubular items like sleeves, trouser legs, etc.

Sewing mends the soul!



Embroidery features

Combine your sewing skills with elegant embroidery to create unique masterpieces. Personalise and embellish your projects with up to 650 stitches per minute to add beautiful decorative embroidery, stitches and lettering.



Large embroidery area (130 x 180 mm)

The embroidery machines have a large embroidery area so you can express your creative ideas and make even bigger and more intricate designs.




USB port

Connect a USB device such as a USB flash drive or a card reader/writer and load your embroidery design directly to the machine.



138 built-in embroidery designs

Choose from a wide variety of florals, animals, geometrics, seasonal designs and much more. With our built-in designs, you can start embroidering right away.



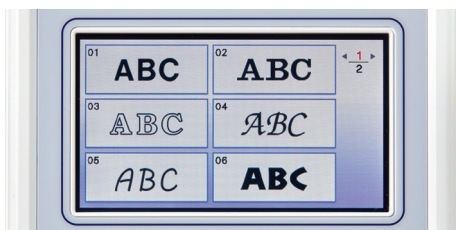
Patterned frame shapes

Put the finishing touch to your embroidery with an elegant frame. Choose from 10 frame shapes and 14 stitch types for an overall total of 140 different patterns available. Combine with lettering to create unique and stylish monograms.



Editing embroidery patterns

Easily adjust the size, rotation or mirror embroidery patterns with the touch of a button.



Built-in font styles

Easily personalise your sewing and embroidery projects by choosing from 11 built-in font styles, available in 3 sizes.



Text editing functions

Add multiple lines of text and align it to the left, centre or right. Text rotation and font selection are also available from one single editing panel.

Additional features in detail:

- **Combine embroidery patterns**
This function also enables embroidery patterns to be combined or lettering to be added to a design.
- **Thread sensor**
The machines Innov-is F440E and F480 are equipped with upper and lower thread sensors that warn when thread is broken or has run out.

Choose the model that's right for you



Features	Innov-is F410	Innov-is F420	Innov-is F460	Innov-is F440E	Innov-is F480
Type of screen	LCD screen	LCD screen	LCD screen	LCD touchscreen colour	LCD touchscreen colour
Display size	2.7"	3.5"	3.5"	84,5 x 48 mm (3,7")	84,5 x 48 mm (3,7")
Number of sewing stitches *	100	140	182		182
Buttonholes	7	10	10		10
Built-in lettering styles (sewing)	4 (capital letters)	5 (capital letters)	5		5
Built-in lettering styles (embroidery)				11	11
Built-in embroidery patterns				138	138
Built-in embroidery frame patterns				140 (10 shapes x 14 stitch types)	140 (10 shapes x 14 stitch types)
Needle threading system	advanced	advanced	advanced	advanced	advanced
Automatic thread cutter	✓	✓	✓	✓	✓
Bobbin winder	✓	✓	✓	✓	✓
SFDS (Square Feed Drive System)	✓	✓	✓		✓
Adjustable presser foot pressure	manual	electronic	electronic		electronic
Lock stitch button	✓	✓	✓		✓
Multi-directional sewing			✓ (up to 4 sideways)		✓ (up to 4 sideways)
Adjustable thread tension	manual	manual	automatic	automatic	automatic
Electronic slide speed control	✓	✓	✓		✓
Combine stitches	✓	✓	✓		✓
Speed control customised for zig-zag width	✓	✓	✓		✓
Repeated single sewing	✓	✓	✓		✓
Automatic reverse/reinforcement stitch	✓	✓	✓		✓
Mirror imaging		✓	✓		✓
My Custom Stitch		✓	✓		✓
Realistic preview of the patterns				✓	✓
Patterns – size change, rotation, mirror, ...				✓	✓
Font size selection (L-M-S)				✓	✓
Text editing functions – multiple line text input				✓	✓
Free motion embroidery	free motion foot: optional	free motion foot: optional	free motion foot: optional		free motion foot: optional
Knee lift		✓	✓		✓
Multi Function Foot Controller	optional (for needle up/down feature only)	optional	optional		optional
Mechanical dual feed (walking foot)	optional	optional	optional		✓

* including buttonhole styles

Make a lasting impression.

Optional accessories



Wide Table (sewing machines)

For easier handling of fabrics when sewing or working with quilting or large projects.



Free Motion Guide Grip

Keep fabric taut with the guide grip as you sew free motion embroidery.



PE-Design (embroidery machines)

Brother's embroidery design software PE-Design offers powerful features to suit both beginners and professionals alike.



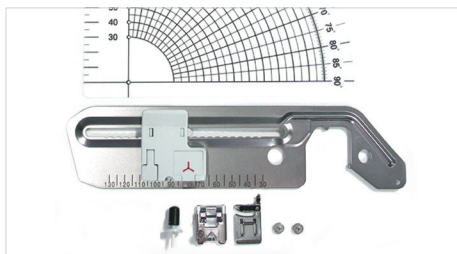
Creative Quilting Kit

Wide table, free motion guide grip, stitch guide, quilting foot holder, open toe walking foot, 1/4" piecing foot with guide.



Multi Function Foot Controller (sewing machines)

Allows various sewing machine operations to be performed. Innov-is F410 features needle up/down function only.



Circular Attachment

Create precise circles with a radius ranging from 30 to 130 mm. A great tool for creating circles with straight stitching, zig-zag, embellishing and decorative stitches.



Bobbin Work (sewing machines)

With the bobbin work kit, you can create a 3D-optic through the use of heavy threads on the bobbin case.



Couture Kit

Includes 6 kinds of useful sewing feet:

- F036N – Adjustable zipper/piping foot (included with Innov-is F480)
- F007N – Non-stick foot (included with Innov-is F480)
- F071 – Adjustable binder foot
- F012N – Gathering foot
- F069 – 5-groove pin tuck
- SNP02 – Straight stitch foot and needle plate set

For the full range of accessories available see www.brothersewing.eu

Contact:



brother
at your side

Brother Sewing Machines Europe GmbH
Im Rosengarten 11, 61118 Bad Vilbel, Germany
www.brothersewing.eu