



Innov-is NV870 Special Edition

- 160 x 260mm embroidery area
- 138 built-in embroidery patterns
- Programmable jump stitch trimmer
- Colour LCD touch screen
- Auto needle threader
- 11 built-in fonts
- 3 frames included





Beautiful embroidery
that's a pleasure
to create

Large embroidery projects in a short time

Add a full-featured embroidery-only machine to your existing sewing machine and quickly create beautiful embroidery projects.

If you've been thinking about adding an embroidery-only machine to your existing sewing machine, the Innov-is NV870 Special Edition gives you a large embroidery area and a wide inner-arm space for large projects. Embellish everything from quilts, cushions, jackets, jeans and so much more.



Key features

- Manage all the functions on the full-colour touch screen display and the touch sensor keypad.
- Editing features include layout, combine patterns, pattern rotation, size, mirror imaging and more.
- No need to trim any threads by hand – the programmable jump stitch trim function takes care of neatly trimming all jump stitches.
- Select from 18 built-in languages.
- Large 160 x 260mm embroidery area gives you the space for large intricate designs.
- 850 stitches per minute embroidery speed for fast and accurate embroidery.
- Automatic embroidery pattern suggestion. Select the required frame size and the Innov-is NV870SE will highlight only the available patterns that will fit the selected frame.
- Automatically adjusts thread tension.
- The Innov-is NV870SE has upper and lower thread sensors that warn when thread is broken or has run out.

Features and functions



Built-in embroidery designs

138 built-in embroidery designs including floral, seasonal, animals and much more.



Fast-font editing

Easily edit text to suit your project. Lettering can be curved and fonts, size and spacing can all be adjusted to give complete control.




Automatic frame size detection

Easily see which designs will fit into your chosen hoop size.



Programmable jump stitch trim

The Innov-is NV870SE features an automatic jump stitch trim function so there is no need for trimming jump stitches by hand.



Frame shapes

10 frame shapes and 14 border styles to add those extra finishing touches to your embroidery.




Automatic needle threader

Simply follow the thread guide, lower the lever and the needle is threaded for you.




Quilt patterns

Create beautiful quilting with the 7 built-in quilt designs. The included 150 x 150mm hoop is perfect for embroidering quilt blocks.



3 frames included

Embroider, quilt or personalise a variety of items with the 3 included hoops: 160 x 260mm for large projects; 150 x 150mm perfect for quilting blocks; 100 x 100mm for smaller projects.



11 built-in font styles

Add a personal touch to your projects with a wide variety of built-in fonts. Ideal for monograms, names, sentiments, etc.



USB port

Connect a USB device such as a memory stick or a card reader/writer and load your embroidery design directly to the machine.



Large embroidery area

With a generous embroidery area of 160 x 260mm you can embroider large designs with confidence.



Realistic preview mode

Preview your designs in full colour with zoom view to see every detail of the design.

Bring colour and style to life

With the Innov-is NV870SE, if you can dream it, you can create it. Explore your inner artist, add colour and style to everyday items. Such as bags, towels and babywear.

How about animal print embroidery? With the Innov-is NV870SE, you can transform a dull, single-coloured fabric with the built-in animal print designs. Choose from zebra or leopard or any of the many floral and seasonal patterns.



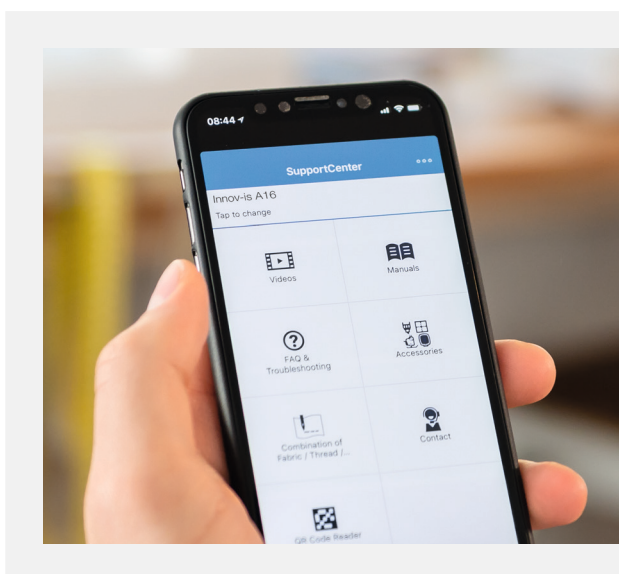


Included accessories

The Innov-is NV870SE comes complete with a host of accessories

- Seam ripper
- 4 bobbins
- Needle set
- Cleaning brush
- Spool cap (large, medium, small)
- Spool net
- Scissors
- Set of screwdrivers
- Embroidery foot "U" (on machine)
- Embroidery hoop and sheet 160 x 260mm
- Embroidery hoop and sheet 150 x 150mm
- Embroidery hoop and sheet 100 x 100mm
- Embroidery bobbin thread
- Dust cover
- Power supply cord
- Accessory bag
- Operation manual
- Quick reference guide

Want to build on your creativity? View our range of optional accessories available on sewingcraft.brother.eu



Support – At Your Side

At Brother we're always 'at your side' and will be with you every step of your sewing journey. Our tutorial movies and support app are just a click away, so download today.

For the full range of accessories available see sewingcraft.brother.eu

BrotherSewingUK   

Contact:



brother
at your side

Brother Sewing Machines Europe GmbH UK Branch
Shepley Street, Audenshaw, Manchester M34 5JD
sewingcraft.brother.eu